



# Product Book 2016

## Table of Contents

Page 2 .....	Nail Stakes, Form Pins, Flat Stakes, Stake Pullers
Page 3 .....	Straight Forms, Keyway Forms
Page 4 .....	Filler Forms, Corner Forms, End Plugs
Page 5 .....	Radius Forms, Transition Forms
Page 6 .....	Curb Face Forms, Top Spreaders, Division Plates
Page 7 .....	Curb & Gutter Specifications
Page 8 .....	Typical Bill of Material Curb & Gutter
Page 9 .....	Set up guide for Straight and Radius Curb & Gutter
Page 10 .....	Radius High Curb
Page 11.....	High Curb accessories
Page 12.....	Typical Bill of Material: Rollover Sidewalk, High Curb Full Batter High Curb No Batter
Page 13.....	Typical Bill of Material Partial Batter
Page 14.....	Set Ups for All Purpose Hangers
Page 15.....	Adjustable Hangers for Curb & Gutters, Trenched Footers, Extenders for Edge Forms
Page 16.....	Curb Tools, Stake Tray
Page 17.....	Tilt Up Forms, Super Flat Forms
Page 18.....	Sidewalk, Rehab Forms
Page 19.....	Replacement Parts
Page 20.....	Accessories for Wood Forms
Page 21.....	Extension, Bracing, Screeding
Page 22.....	Econoline Paving Forms
Page 23.....	Accessories for Paving Forms: Dowels, Form Pins, Dowel Bar Holder, Median Barrier Pins
Page 24.....	Headwall Forms, Sewer Covers
Page 25.....	Agricultural Foundation Forms, Material Storage Bins
Page 26.....	Specialty Marine Forming
Page 27.....	Product Specification Sheet
Page 28.....	Flatwork set up using accessories



Manufactured by:

**CONCRETE ACCESSORIES II**  
**Division of Tesko Enterprises**

7350 W. Montrose Ave. Norridge, IL 60706  
708/452/0250 800/245/1333 Fax 708/452/7220  
[www.deeconcrete.com](http://www.deeconcrete.com)



Manufactured by:

**CONCRETE ACCESSORIES II**  
**Division of Tesko Enterprises**

7350 W. Montrose Ave. Norridge, IL 60706  
708/452/0250 800/245/1333 Fax 708/452/7220  
www.deeconcrete.com

Product Book 2016

page 2 of 28

## Nail Stakes - Form Pins - Flat Stakes - Pullers

Cold rolled stakes have a higher density than the hot rolled stakes that are on the market.  
This makes for a better stake where soil conditions are hard and rocky.

### dee® COLD ROLLED SOLID STEEL NAIL STAKES

With holes -- For use with Steel or Wood Forms.

**101**

3/4" dia.



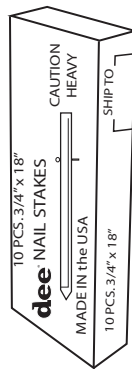
**102**

7/8" dia.

Length	Price Ea.	Std. Pcs.	Pkg. Wt. Lbs.
12"		25	38
18"		10	21
24"		10	30
30"		10	38
36"		10	45
*42"		10	53
*48"		10	60
12"		10	20
18"		10	30
24"		10	40
30"		10	50
36"		10	60
*42"		10	70
*48"		10	80

\*Furnished with an additional 12 nail holes.  
Add for double holes.

18"-24"-30"  
Nail Stakes  
Packaged in  
10 pc. cartons



### dee® COLD ROLLED SOLID STEEL FORM PINS

Without holes -- For use with Steel Forms only.

**201**

3/4" dia.

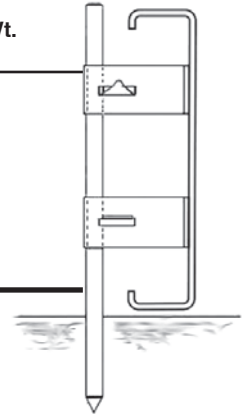
Length	Price Ea.	Std. Pcs.	Pkg. Wt. Lbs.
12"		25	38
18"		25	52
24"		25	75
30"		20	75
36"		10	45
42"		10	53
48"		10	60

**202**

7/8" dia.

Length	Price Ea.	Std. Pcs.	Pkg. Wt. Lbs.
12"		10	20
18"		10	30
24"		10	40
30"		10	50
36"		10	60
42"		10	70
48"		10	80

Available in different lengths. Longer lengths available.  
Prices on request.



**114**

**I-Beam  
FLAT NAIL STAKES  
STAGGERED NAIL HOLES**  
Always Ensure Positive Nailing



7/16" I-Beam

Length	Price Ea.	Std. Pcs.	Pkg. Wt. Lbs.
12"		10	14
18"		10	21
24"		10	28
30"		10	35
36"		10	42
*42"		10	49
*48"		10	56

\*Furnished with an additional 12 nail holes.  
Available in different lengths. Prices on request.

**203**

1" dia.

**COLD ROLLED 1"  
DIAMETER FORM PINS**  
Without holes

Length	Price Ea.	Std. Pcs.	Pkg. Wt. Lbs.
18"		7	28
24"		7	42
30"		7	49
36"		7	56
42"		7	63
48"		7	77



### STAKE PULLERS

For use with Steel or Wood Forms

**132** Heavy Duty - for 3/4" or 7/8" dia. stakes ..... 11 lbs.

**133** Heavy Duty with adjustable jaw - from 3/4" to 1-1/4" ..... 14 lbs.

**135** Combination - pulls round or flat stakes ..... 11 lbs.


(for use with 3/4" or 7/8" stakes)

#### REPLACEMENT PARTS


**956** dee jaw for #132 puller with attaching hardware ..... 2 lbs.

**957** dee jaw for #133 puller with attaching hardware ..... 2 lbs.

**958** dee jaw for #135 puller with attaching hardware ..... 2 lbs.



**132**




Shown used with  
Wood or Steel Forms  
for Round Stakes



**135**



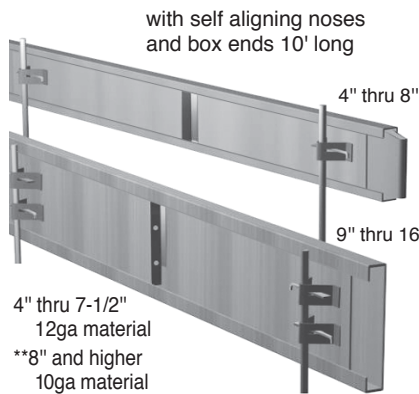
**133**



TERMS: 1% for cash in 15 days. Net 30 days, when credit is established. Otherwise check with order. No C.O.D. shipments. All prices are F.O.B. factory.  
No goods can be returned without authorization. ALL returns subject to 15% restocking charge. We reserve the right to change prices and design without notice.

## Straight Steel Forms

### STRAIGHT FORMS - Standard 2" Base

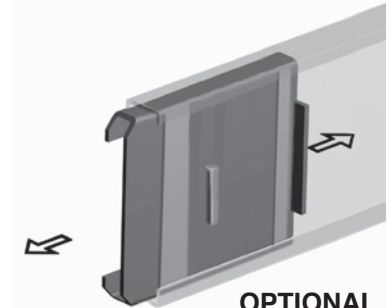


For use with either 3/4" or 7/8" stakes.  
 STAKES NOT INCLUDED IN FORM PRICES.  
 TO PUNCH HOLES FOR DOWELS  
 Add for 5 holes; ea. addit. hole.

205		
3 POCKETS		
Size	Price ea.	Wt. ea. lbs.
4" x 10'		39
5" x 10'		42
6" x 10'		47
7" x 10'		52
7-1/2" x 10'		55
**8" x 10'		75
9" x 10'		80
10" x 10'		85
11" x 10'		90
12" x 10'		95
13" x 10'		100
14" x 10'		110
15" x 10'		120
16" x 10'		120
18" x 10'		130

204		
2 POCKETS		
Size	Price ea.	Wt. ea. lbs.
4" x 10'		37
5" x 10'		40
6" x 10'		45
7" x 10'		50
7-1/2" x 10'		53
**8" x 10'		72
9" x 10'		77
10" x 10'		82
11" x 10'		87
12" x 10'		92

For best results we do not recommend 2 pocket forms 12" high and over.



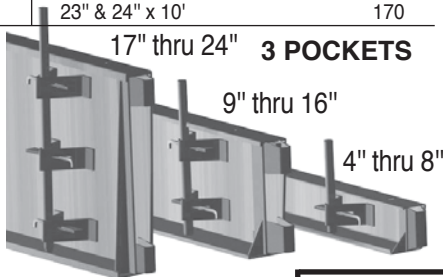
**911** OPTIONAL SLIDING NOSE  
 Available on all forms

Size	Price ea.	Size	Price ea.
4"		11" & 12"	
5" & 6"		13" & 14"	
7" & 8"		15" & 16"	
9" & 10"		17" & 18"	

\*\* Also Available- 8" x 10' in 12 gauge Wt 60 lbs

### 216 STRAIGHT FORMS - 10GA Material with a 4" Base

Size	Price ea.	Wt. ea. lbs.	Size	Price ea.	Wt. ea. lbs.
4" x 10'		55	17" & 18" x 10'		140
5" x 10'		60	19" & 20" x 10'		150
6" x 10'		66	21" & 22" x 10'		160
7" x 10'		71	23" & 24" x 10'		170
7-1/2" x 10'		73			
8" x 10'		78			
9" x 10'		86			
10" x 10'		94			
11" x 10'		99			
12" x 10'		105			
13" x 10'		114			
14" x 10'		120			
15" x 10'		125			
16" x 10'		130			

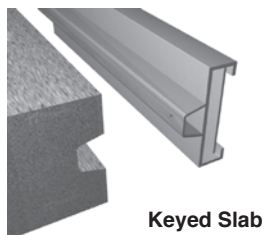


### STRAIGHT FORMS - 10GA Material with a 2" Base

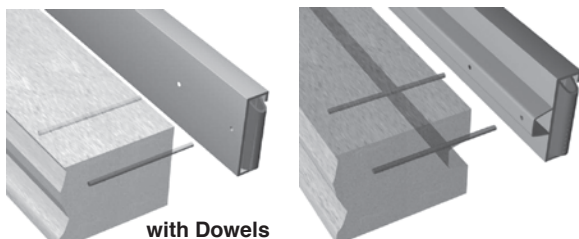
207 3 POCKETS			206 2 POCKETS		
Size	Price ea.	Wt. ea. lbs.	Price ea.	Wt. ea. lbs.	
4" x 10'		47			45
5" x 10'		54			52
6" x 10'		60			57
7" x 10'		63			61
7-1/2" x 10'		66			64

Fractional height forms e.g. 5-1/2" priced same as 6" etc.

### Keyway Forms for Industrial Slabs



Keyed Slab

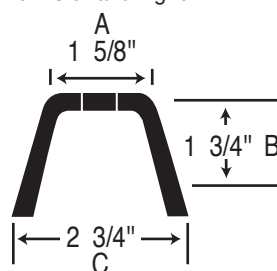


with Dowels

Keyed with Dowels

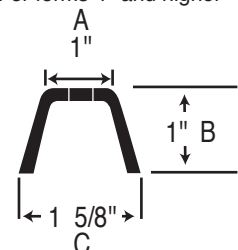
### 280 Standard Section

ea. - 18 lbs.  
 For forms 6" and higher



### 288 Small Section

ea. - 10 lbs.  
 For forms 4" and higher



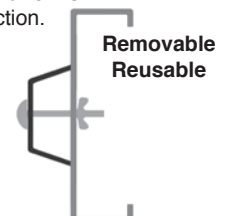
Four holes are punched in the Keyway Forms and the Straight Forms.  
 Four carriage bolts and nuts are furnished with each 10' section.

### 975

To punch holes in Keyway Forms add:

for 5 holes; ea. additional hole.

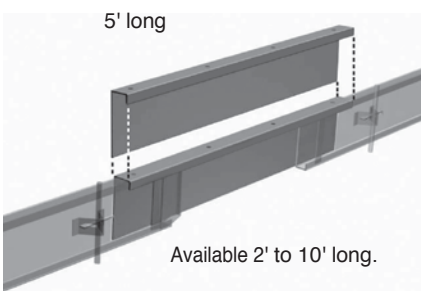
Keyway Forms can be fabricated to any size or shape.



Removable Reusable

## Straight Steel Forms Accessories

### 255 STRAIGHT FILLER FORMS - Standard 5' Lengths



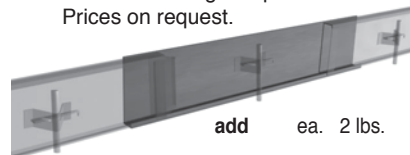
Height	Price ea.	Wt. lbs.	Add:	for ea. addit. 12"
4"		12		2 lbs.
5"		14		3 lbs.
6"		15		3-1/2 lbs.
7"		17		4 lbs.
8"		25		5 lbs.
9" to 10"		29		6 lbs.
11" to 12"		34		7 lbs.

Available 2' to 10' long.

Available in heights up to 24".  
Prices on request.

### 256 INVERTED FILLER FORM

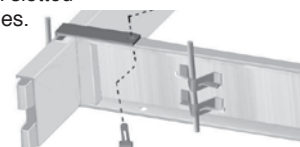
With attached stake pocket  
Available in heights up to 24".  
Prices on request.



add ea. 2 lbs.

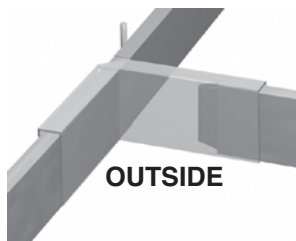
### 698 CORNER FORM LOCK

Connected with slotted  
bolts and wedges.  
ea. 1 lb.




### 257 CORNER FORMS - Outside or Inside

Filler type - with 24" x 24" legs.



OUTSIDE



INSIDE

Height	Price ea.	Wt. lbs.	Add:	for ea. addit. 12"
4"		10		2 lbs.
5"		11		3 lbs.
6"		13		3-1/2 lbs.
7"		14		4 lbs.
8"		20		5 lbs.
9" to 10"		24		6 lbs.
11" to 12"		27		7 lbs.

When ordering specify height and type and whether  
inside or outside corners are required.

Special Corner Forms can be made with varying leg  
lengths to meet special job requirements. Available in  
Heights up to 24".

Prices on request.

### 610 SLOTTED BOLTS

ea. 1/8 lb.



### 675 SMALL WEDGE

ea. 1/8 lb.



### 260 CORNER FORMS - Outside or Inside

Standard type - with 18" x 18" legs with stake pockets.



OUTSIDE




INSIDE

Height	Price ea.	Wt. lbs.	Add:	for ea. addit. 12"
4"		13		2 lbs.
5"		15		3 lbs.
6"		16		3-1/2 lbs.
7"		18		4 lbs.
8"		23		5 lbs.
9" to 10"		29		6 lbs.
11" to 12"		35		7 lbs.

### 269 MALE END PLUGS

For 4" up to 6" Forms  
ea. 1-1/2 lbs.

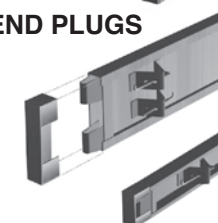
For 7" up to 12" Forms  
ea. 2-1/2 lbs.



### 270 FEMALE END PLUGS

For 4" up to 6" Forms  
ea. 2-1/2 lbs.

For 7" up to 12" Forms  
ea. 5 lbs.



### 263 filler type with 24" x 24" legs EASY CURVE FORMS



OUTSIDE

12" radius

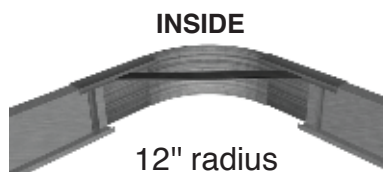
Height	Price ea.	Wt. lbs.
4"		12
5"		14
6"		16
7"		18
8"		26
9" to 10"		28
11" to 12"		32

When ordering specify height and type and whether  
inside or outside corners are required.

Standard radius 12". Custom radius and heights  
available. Prices on request.

Available in Heights up to 24".

### 265 filler type with 24" x 24" legs EASY CURVE FORMS



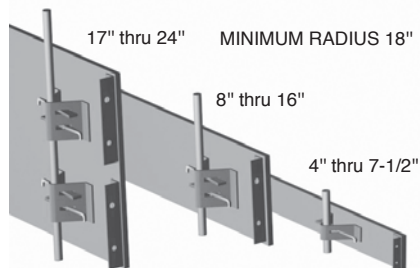
INSIDE

12" radius

## Radius Forms

### 507 FLEXIBLE FORMS - 10' LONG

**dee**® Flexible Forms have 7 pockets to provide the most accurate radius forming.



Forms 4" thru 7-1/2" have 7 single wedge pockets.  
 Forms 8" thru 16" have 7 double wedge pockets.  
 Forms 17" and higher have 2 rows of 7 double wedge pockets.

### 525 FLEXIBLE FORMS - 5' LONG

4" to 7"  
 8" to 10"  
 11" to 13"  
 14" to 16"  
 17" to 20"  
 21" to 24"



Prices include 3 loose stake pockets with necessary nuts and bolts, attached end angle and lock clamp.

Size	Price ea.	Wt. ea. lbs.
4" x 10'		26
5" x 10'		29
6" x 10'		33
7" x 10'		36
7-1/2" x 10'		39
8" x 10'		50
9" x 10'		54
10" x 10'		58
11" x 10'		62
12" x 10'		62
13" x 10'		72
14" x 10'		75
15" & 16" x 10'		80
17" & 18" x 10'		115
19" & 20" x 10'		120
21" & 22" x 10'		126
23" & 24" x 10'		132

Prices include attached end holders and lock clamps.

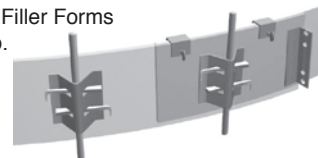
4" to 11" include 1 Lock Clamp  
 12" to 24" include 2 Lock Clamps

**ADDITIONAL NO. 625 LOCK CLAMP**  
 ea. 1/2 lb. ea.



### 688 FILLER FORM LOCK

Flexible Forms  
 For all types of Filler Forms  
 ea. 1 lb.



## Transition Forms

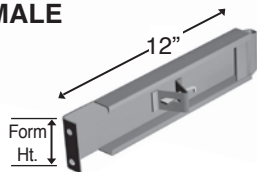
### 559 / 560 TRANSITION FORMS - Straight to Flexible

Always order in pairs -- 1 Male and 1 Female

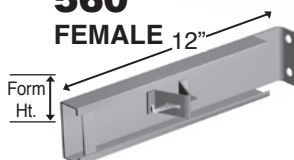
Prices include  
 No. 625 Lock Clamps

Size	Price ea.	Approx. wt.
4" & 5" Forms		6 lbs.
6" & 7" Forms		8 lbs.
8" thru 10" Forms		13 lbs.
11" thru 14" Forms		18 lbs.
15" thru 18" Forms		20 lbs.
19" thru 24" Forms		25 lbs.
4" thru 11" require 1 Lock Clamp		
12" thru 24" require 2 Lock Clamps		

**559**  
**MALE**



**560**  
**FEMALE**



### 562 / 563 For Standard CURB FACE TRANSITION FORMS:

When ordering, specify form height and type of curb face form.

Type B, J & S	Price ea.	Approx. wt.
6" height		7 lbs.
7" height		8 lbs.
8" height		10 lbs.

**562 MALE**





**563 FEMALE**


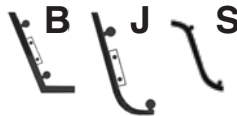




## Curb Face Forms - Top Spreaders and Division Plates Fabricated to Meet Any Specification



 <b>240</b>	STRAIGHT CURB FACE FORMS 10' LONG	<b>Height</b>	<b>6"</b>	<b>7"</b>	<b>8"</b>	For special sizes and types we require a dimension drawing (see page 7).
		For A B J (as shown above)				
		For S Type Standard Radius 3" x 3"				
		Weight	38 lbs.	43 lbs.	47 lbs.	


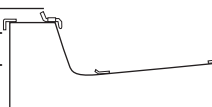

 <b>516</b>	FLEXIBLE BATTER CURB FACE FORMS 10' LONG	<b>Height</b>	<b>6"</b>	<b>7"</b>	<b>8"</b>	  minimum radius 4' 6"  We suggest one full and five skeleton division plates for each 10' section of flexible forms
		For A B J (as shown above)				
		For S Type Standard Radius 3" x 3"				
		Weight	30 lbs.	35 lbs.	40 lbs.	





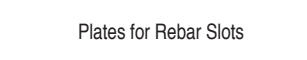

TOP SPREADERS			
 <b>301</b>	No. 301	Standard - For Curbs up to 6" wide	2 lbs.
	No. 302	Hook Type - For Straight "S" Curbs up to 6" wide	1-1/2 lbs.
	No. 315	Hook Type - For Flexible "S" Curbs up to 6" wide	1-1/2 lbs.
 <b>302</b> straight	No. 303	Hook Type with Hole - for curbs up to 6" wide	2 lbs.
	No. 304	Special Hook Type - For Curbs up to 6" wide	2-1/2 lbs.
	No. 305	Double "U" for straight forms - 6" wide	2-1/2 lbs.
 <b>303</b>	No. 314	Double "U" for Flexible Forms - 6" wide	2 lbs.
	For ea. additional 2" ADD		
		 <b>304</b>	
		 straight <b>305</b>	
		 flexible <b>314</b>	

FOR USE WITH 2" RAIL STRAIGHT FORMS

### SLIP-ON DIVISION PLATES

FOR USE WITH FLEXIBLE FORMS

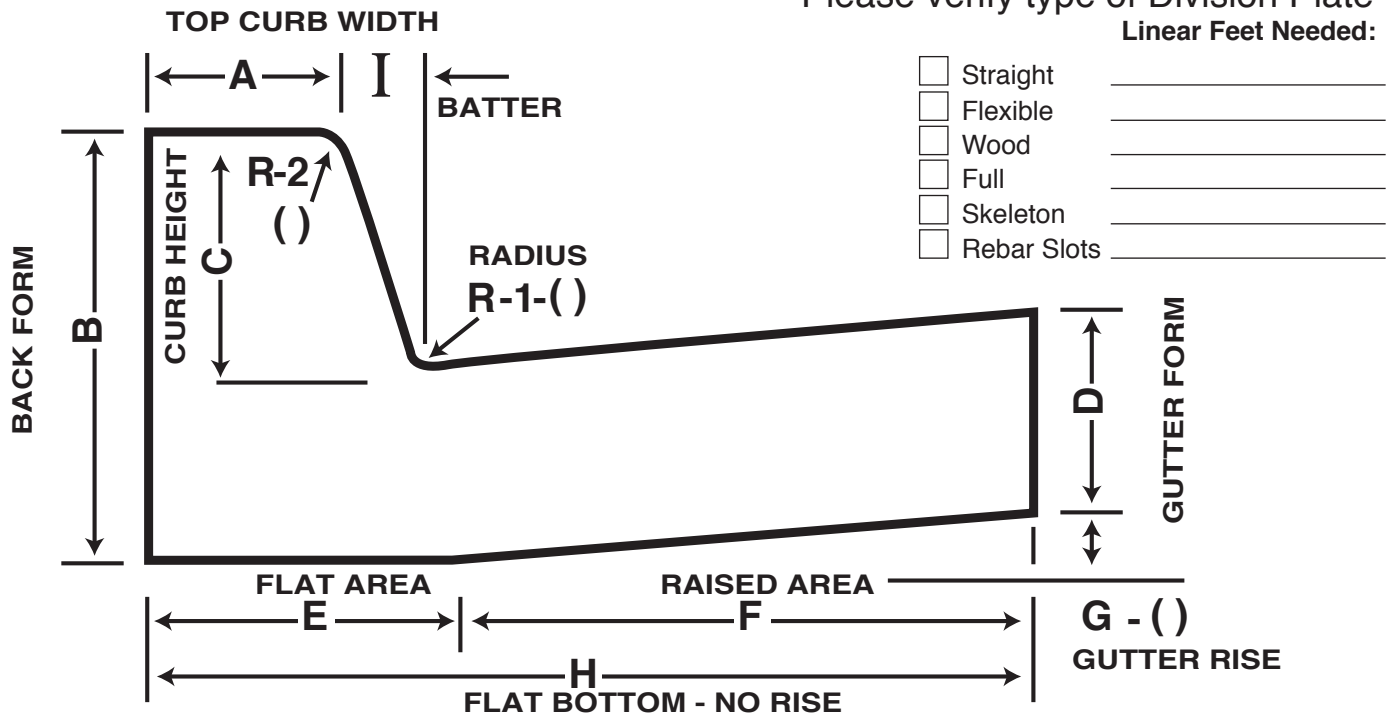
						FLEXIBLE FORMS	
	Height thru	Width thru 18"	Width thru 24"	Width thru 30"	Width thru 36"		
 <b>337</b> Full Plate	12" Full	ea. 6 lbs.	ea. 8 lbs.	ea. 10 lbs.	ea. 12 lbs.	 <b>339</b> Full Plate	
	14" Full	ea. 8 lbs.	ea. 10 lbs.	ea. 11 lbs.	ea. 13 lbs.		
	16" Full	ea. 10 lbs.	ea. 12 lbs.	ea. 13 lbs.	ea. 15 lbs.		
FOR STEP CURBS							
 <b>338</b> Skeleton Plate	Skeleton	ea. 2.4 lbs.	ea. 3.2 lbs.	ea. 4 lbs.	ea. 4.5 lbs.	<b>340</b> Skeleton Plate	
		FOR USE WITH WOOD FORMS	<b>180</b> Full <b>181</b> Skeleton	HALF DIVISION PLATES same price as full			

 <b>350</b> Full Plate FOR DRIVE OVER CURBS	 <b>351</b> Skeleton Plate	 <b>610</b> Slotted Bolts ea.	 <b>675</b> Bent Wedge ea.	 <b>334</b> ADD PER SLOT Specify Length and Diameter of Rebar Slots	 <b>333</b> For Flat Clips ADD to Division Plate prices
Division Plates can be locked to form with Slotted Bolts and Wedges					

## Curb and Gutter Specifications

Please verify type of Division Plate

Linear Feet Needed:



- ☐ Straight
- ☐ Flexible
- ☐ Wood
- ☐ Full
- ☐ Skeleton
- ☐ Rebar Slots




battered face



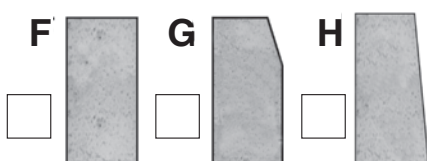
battered face with single radius



battered face with double radius



roll-over



high curbs

Please complete all curb and gutter dimensions

Top Curb Width - Dimension A - inches

Back Form - Dimension B - inches

Curb Height - Dimension C - inches

Gutter Form - Dimension D - inches

Flat Area - Dimension E - inches

Raised Area - Dimension F - inches

Gutter Rise - Dimension G - inches

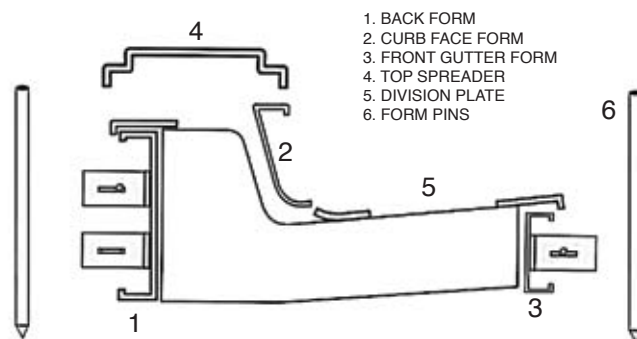
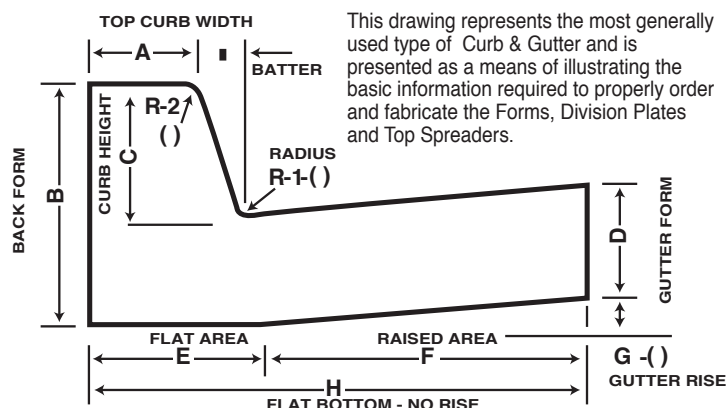
Flat Bottom No Rise - Dimension H - inches

Batter - Dimension I - inches

Radius - Dimension R-1 - inches

Radius - Dimension R-2 - inches

## Typical Bill of Materials



ALL ARE 100 LINEAR FEET FOR STEP TYPE CURB AND GUTTERS.

### Group "J" or "B" for Straight Forms

("J" Type - with batter - single radius) or  
("B" Type - with batter - no radius)



### Group "J" or "B" for Radius Forms



Part #	Pcs.	Description	List Price ea.	Part #	Pcs.	Description	List Price ea.
205	10	12" x 10' Straight (back) Form-3 Pocket		507	10	12" x 10' Flexible (back) Form-7 Pocket	
205	10	6" x 10' Straight (front) Form-3 Pocket		507	10	6" x 10' Flexible (front) Form-7 Pocket	
240	10	6" x 10' "J" or "B" Curb Face Form		516	10	6" x 10' "J" or "B" Curb Face Form	
301	20	6" Curb - Top Spreader		625	40	Heavy Duty Lock Clamps	
337	11	12" x 24" "J" or "B" Full Div. Plates		339	10	12" x 24" "J" or "B" Full Div. Plates	
201	60	3/4" x 24" Form Pins		340	50	12" x 24" "J" or "B" Skel. Div. Plates	
For 100 L.F. Total List \$ of Package Total Weight for 100 L.F. = 2108 lbs.				201	140	3/4" x 24" Form Pins	
				For 100 L.F. Total List \$ of Package Total Weight for 100 L.F. = 1933 lbs.			

### Group "S" for Straight Forms

("S" Type - with batter and double radius)



### Group "S" for Radius Forms


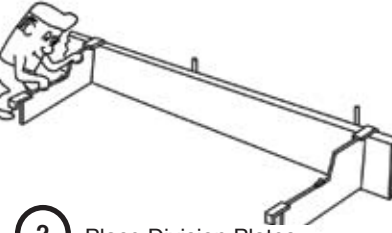
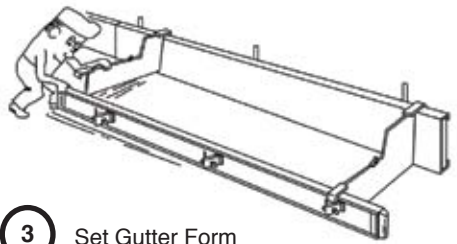
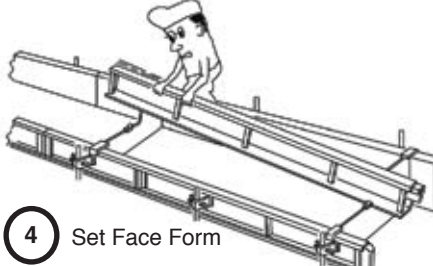

("S" Type - with batter and double radius)

Part #	Pcs.	Description	List Price ea.	Part #	Pcs.	Description	List Price ea.
205	10	12" x 10' Straight (back) Form-3 Pocket		507	10	12" x 10' Flexible (back) Form-7 Pocket	
205	10	6" x 10' Straight (front) Form-3 Pocket		507	10	6" x 10' Flexible (front) Form-7 Pocket	
240	10	6" x 10' "S" Curb Face Form		516	10	6" x 10' "S" Curb Face Form	
302	20	6" Curb - Top Spreader		625	40	Heavy Duty Lock Clamps	
337	11	12" x 24" "S" Full Div. Plates		315	60	6" Curb - Top Spreader	
201	60	3/4" x 24" Form Pins		339	10	12" x 24" "S" Full Div. Plates	
For 100 L.F. Total List \$ of Package Total Weight for 100 L.F. = 2098 lbs.				340	50	12" x 24" "S" Skel. Div. Plates	
				201	140	3/4" x 24" Form Pins	
				For 100 L.F. Total List \$ of Package Total Weight for 100 L.F. = 2023 lbs.			


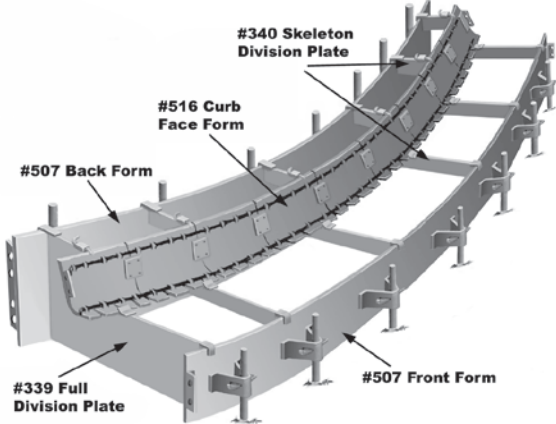
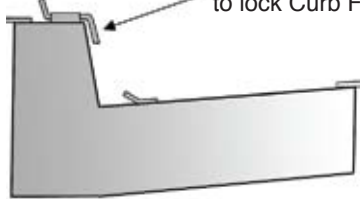


## Set Up Instructions

### Straight Forms

 <p><b>1</b> Align Back Form</p>	 <p><b>2</b> Place Division Plates</p>	 <p><b>3</b> Set Gutter Form</p>
 <p><b>4</b> Set Face Form</p>	 <p><b>5</b> Snap On Top Spreaders</p>	<p>ALL YOU NEED FOR 100 L.F.</p> <ul style="list-style-type: none"> <li>• 10 pcs - Back Forms</li> <li>• 10 pcs - Gutter Forms</li> <li>• 10 pcs - Curb Face Forms</li> <li>• 20 pcs - Top Spreaders</li> <li>• 11 pcs - Full Division Plates</li> <li>• 60 pcs - 3/4" x 24" Form Pins</li> </ul>

### Flexible Forms

	
<p><b>1.</b> Align Back Form</p> <p><b>2.</b> Place Division Plates 1 Full and 5 Skeleton</p> <p><b>3.</b> Set Gutter Form</p>	<p><b>4.</b> Set Face Form under the Hold Down Clips on the Division Plates</p> <p><b>5.</b> Turn the Rotating Clip to lock Curb Face Form</p> 

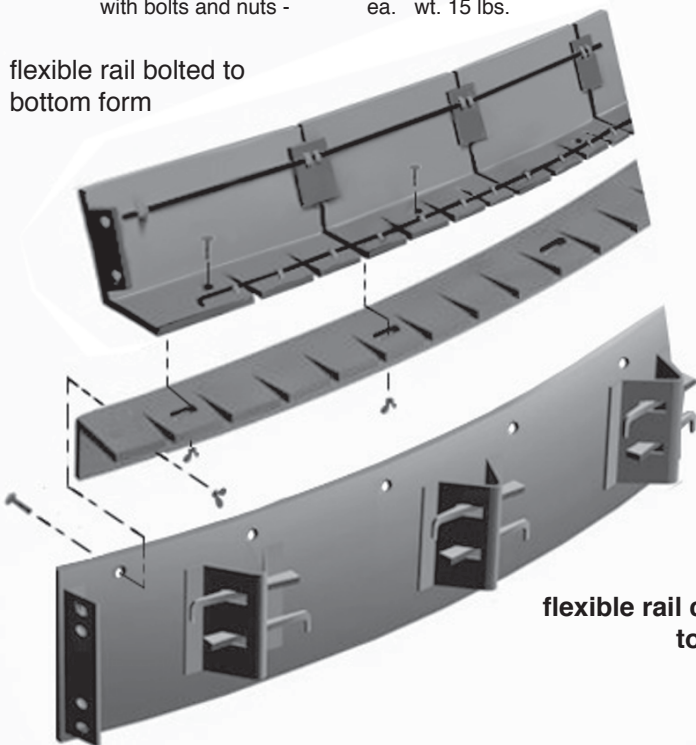
## Radius High Curb Forming

### 512 FLEX RAIL 2" X 2" X 10'

with bolts and nuts -

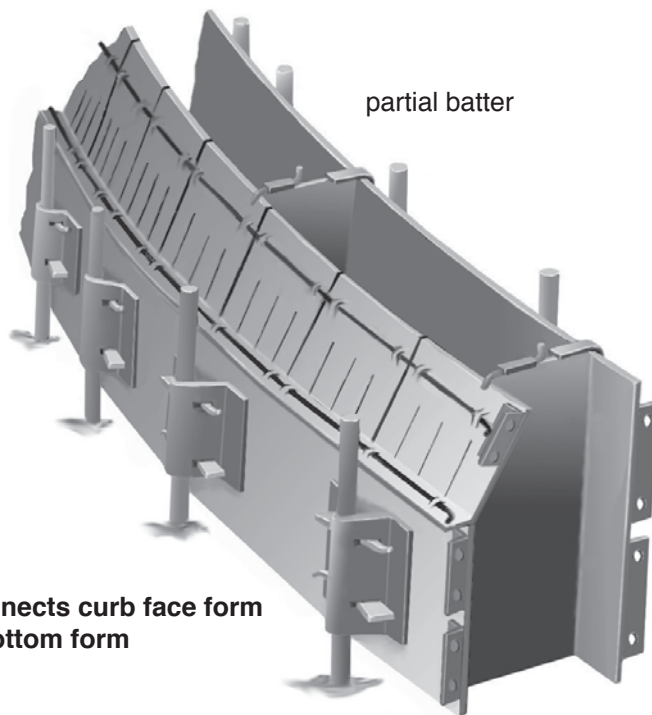
ea. wt. 15 lbs.

flexible rail bolted to  
bottom form




flexible rail connects curb face form  
to bottom form

### FLEXIBLE FORMS

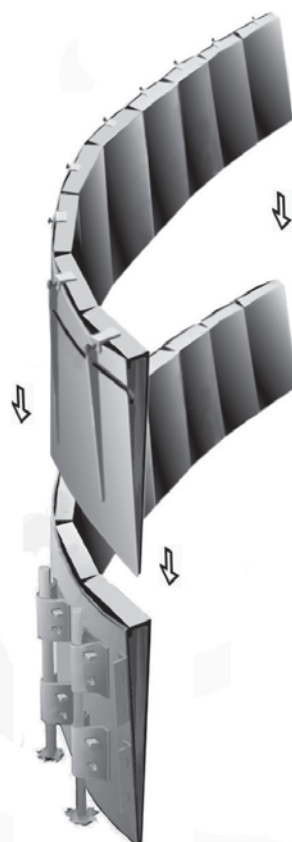


partial batter

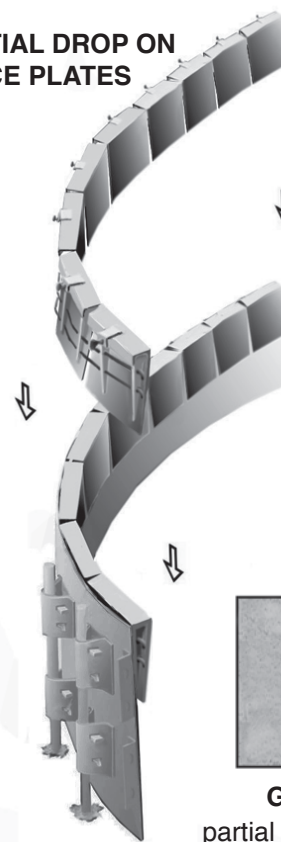
### FLEXIBLE FORMS



### FULL AND PARTIAL DROP ON BATTER FACE PLATES



**H**  
full batter



**G**  
partial batter

### 576 FULL AND PARTIAL BATTER FACE PLATES

Drop on face plates lock to forms with thumb  
screws

For heights  
thru 12"

ea. 60 lbs.

For heights  
13" thru 18"

ea. 71 lbs.

For heights  
19" thru 24"

ea. 75 lbs.

## Straight High Curb Forming

### HIGH CURBING FORM ACCESSORIES

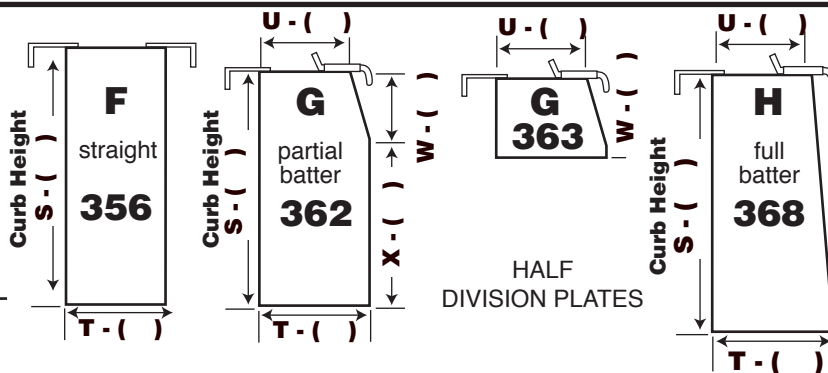
Straight and Radius

#### DIVISION PLATES

Height	thru 12"	thru 18"	thru 24"
Up to 8" wide	ea.	ea.	ea.
Weight	5 lbs.	6 lbs.	7 lbs.
9" to 12" wide	ea.	ea.	ea.
Weight	6 lbs.	7 lbs.	8 lbs.

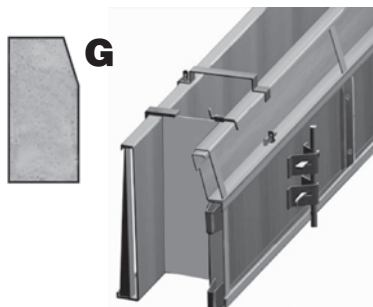
For rebar slot - ADD

HALF DIVISION PLATES - DEDUCT FROM ABOVE PRICES  
Weight - 75% of Full Plates

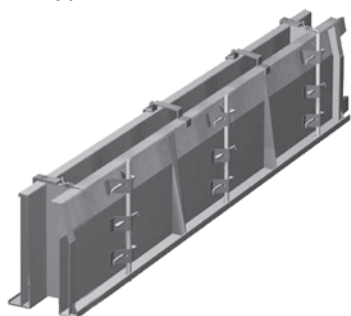


F Type	G Type	H Type
<b>356</b> full straight	<b>362</b> full straight	<b>368</b> full straight
<b>357</b> half straight	<b>363</b> half straight	<b>369</b> half straight
<b>358</b> full radius	<b>364</b> full radius	<b>370</b> full radius
<b>359</b> half radius	<b>365</b> half radius	<b>371</b> half radius

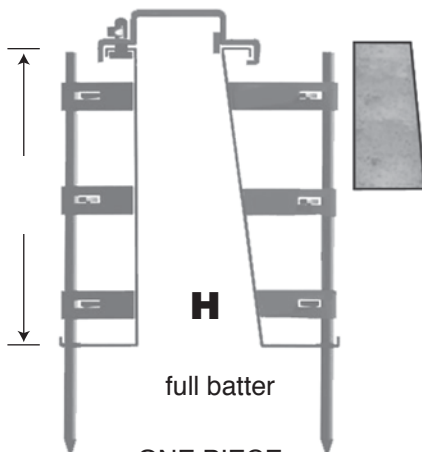
#### STRAIGHT FORMS



Partial Batter showing lock-on type of Division Plate



#### STRAIGHT FORMS



ONE PIECE  
STRAIGHT FORMS

**225 H - TYPE - FULL BATTER**

**235 G - TYPE - PARTIAL BATTER**

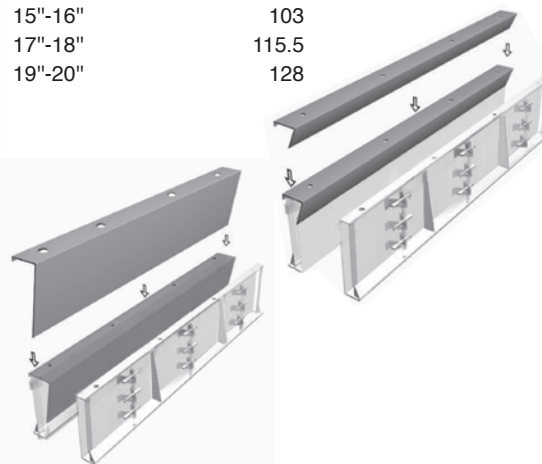
ADD to straight form prices:

For 5 pcs. min. up to 9 pcs. ....	25%
For 10 pcs. min. up to 49 pcs. ....	15%
For 50 pcs. or more .....	10%


#### 255B PARTIAL OR FULL BATTER

DROP ON FILLER FORM (specify batter)

Size	Price Ea.	Wt. Ea. Lbs.
6"		52
7"		57
8"		65
9"-10"		77
11"-12"		88
13"-14"		91.5
15"-16"		103
17"-18"		115.5
19"-20"		128



#### FULL BATTER TRANSITION FORM



**560H**  
Female

**559H**  
Male

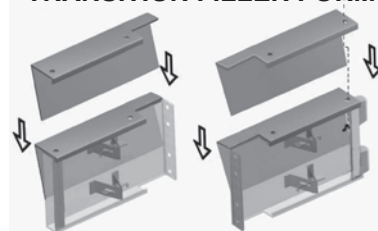
#### PARTIAL BATTER TRANSITION FORM



**560G**  
Female

**559G**  
Male

#### PARTIAL BATTER DROP ON TRANSITION FILLER FORM



**560B**  
Female

**559B**  
Male

## Steel Forms for Sidewalk - Drive Over and High Curbs

### Group "E" For Straight Forms

Part #	Pcs.	Description	List Price Each
205	10	10" x 10' Straight (back) Form-3 Pocket	
205	10	6" x 10' Straight (front) Form-3 Pocket	
350	11	10" x 24" "E" Full Division Plates	
201	60	3/4" x 24" Form Pins	



For Drive-Over  
Curbs & Gutter

For 100 LF. Total List \$ of Package  
 Total Weight for 100 LF. = 1588 lbs.

### Group "E-R" For Radius Forms

Part #	Pcs.	Description	List Price Each
507	10	10" x 10' Flexible (back) Form-7 Pocket	
507	10	6" x 10' Flexible (front) Form-7 Pocket	
625	20	Heavy Duty Lock Clamps	
352	10	10" x 24" "E" Full Division Plates	
353	50	10" x 24" "E" Skeleton Division Plates	
201	140	3/4" x 24" Form Pins	

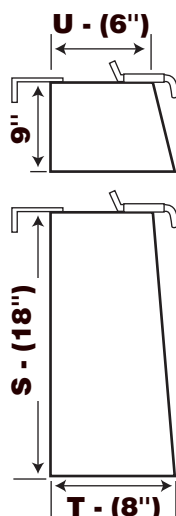
For 100 LF. Total List \$ of Package  
 Total Weight for 100 LF. = 1582 lbs.

### Group "H" For Straight Forms

Full Batter Curb - with 2" Batter - also available with 1" or greater Batter

Part #	Pcs.	Description	List Price Each
216	10	18" x 10' Straight (back) Form-3 Pocket	
225	10	18" x 10' Full Batter (front) Form-3 Pocket	
304	20	6" Curb Top Spreaders	
610	20	Small Slotted Bolts	
675	20	Small Bent Wedges	
368	11	6" x 8" x 18" "H" Full Division Plates	
201	60	3/4" x 36" Form Pins	

For 100 LF. Total List \$ of Package  
 Total Weight for 100 LF. = 3241 lbs.



### Group "H-R" For Radius Forms

Full Batter Curb - with 2" Batter - also available with 1" or greater Batter

Part #	Pcs.	Description	List Price Each
507	10	18" x 10' Flexible (back) Form-7 Pocket	
507	10	18" x 10' Flexible (front) Form-7 Pocket	
576	10	18" x 10' Flexible Face Plate	
625	40	Heavy Duty Lock Clamps	
370	10	6" x 8" x 18" "H" Full Division Plates	
371	50	6" x 8" x 18" (9") "H" Half Division Plates	
201	140	3/4" x 36" Form Pins	


For 100 LF. Total List \$ of Package  
 Total Weight for 100 LF. = 3968 lbs.

## Option 2 - Using filler forms

### Group "H" For Straight Forms

Full Batter Curb - with 2" Batter - also available with 1" or greater Batter

Part #	Pcs.	Description	List Price Each
216	10	18" x 10' Straight (back) Form-3 Pocket	
216	10	18" x 10' (front) Form-3 Pocket	
255B	10	18" Full Batter Drop on Filler Form	
301	20	8" Curb - Top Spreaders	
610	40	Small Slotted Bolts	
675	40	Small Bent Wedges	
368	11	6" x 8" x 18" "H" Full Division Plates	
201	60	3/4" x 36" Form Pins	

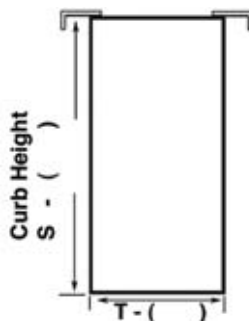


For 100 LF. Total List \$ of Package  
 Total Weight for 100 LF. = 4339 lbs.

### Group "F" For Straight Forms

Part #	Pcs.	Description	List Price Each
216	10	18" x 10' Straight (back) Form-3 Pocket	
216	10	18" x 10' Straight (front) Form-3 Pocket	
301	20	6" Curb - Top Spreaders	
356	11	6" x 6" x 18" "F" Full Division Plates	
201	60	3/4" x 36" Form Pins	

For 100 LF. Total List \$ of Package  
 Total Weight for 100 LF. = 3176 lbs.



### Group "F-R" For Radius Forms

Full Batter Curb - with 2" Batter - also available with 1" or greater Batter

Part #	Pcs.	Description	List Price Each
507	10	18" x 10' Flexible (back) Form-7 Pocket	
507	10	18" x 10' Flexible (front) Form-7 Pocket	
625	40	Heavy Duty Lock Clamps	
358	10	6" x 6" x 18" "F" Full Division Plates	
359	50	6" x 6" x 18" (9") "F" Half Division Plates	
201	140	3/4" x 36" Form Pins	

For 100 LF. Total List \$ of Package  
 Total Weight for 100 LF. = 3238 lbs.

CURB FACE FORMS AND DIVISION PLATES ARE FABRICATED TO MEET ANY SPECIFICATIONS

TERMS: 1% for cash in 15 days. Net 30 days, when credit is established. Otherwise check with order. No C.O.D. shipments. All prices are F.O.B. factory. No goods can be returned without authorization. ALL returns subject to 15% restocking charge. We reserve the right to change prices and design without notice.



## Partial Batter High Curbs

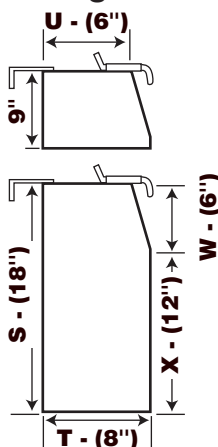
### Option 1 - Using curb face form

#### Group "G" For Straight Forms

Partial Batter Curb - with 2" Batter - also available with 1" or greater Batter

Part #	Pcs.	Description	List Price Each
216	10	18" x 10' Straight (back) Form-3 Pocket	
205	10	12" x 10' Straight (front) Form-3 Pocket	
240	10	6" x 10' "B" Curb Face Form	
303	20	6" Curb - Top Spreaders	
610	60	Small Slotted Bolts	
675	60	Small Bent Wedges	
362	11	6" x 8" x 18" "G" Full Division Plates	
201	60	3/4" x 36" Form Pins	

For 100 LF. Total List \$ of Package  
 Total Weight for 100 LF. = 3121 lbs.



#### Group "G-R" For Radius Forms

Partial Batter Curb - with 2" Batter - also available with 1" or greater Batter

Part #	Pcs.	Description	List Price Each
507	10	18" x 10' Flexible (back) Form-7 Pocket	
507	10	12" x 10' Flexible (front) Form-7 Pocket	
516	10	6" x 10' "B" Curb Face Form	
625	50	Heavy Duty Lock Clamps	
512	10	2" x 2" x 10' Flex Rails for Forms	
364	10	6" x 8" x 18" "G" Full Division Plates	
365	50	6" x 8" x 18" (9") "G" Half Division Plates	
201	140	3/4" x 36" Form Pins	

For 100 LF. Total List \$ of Package  
 Total Weight for 100 LF. = 3164 lbs.

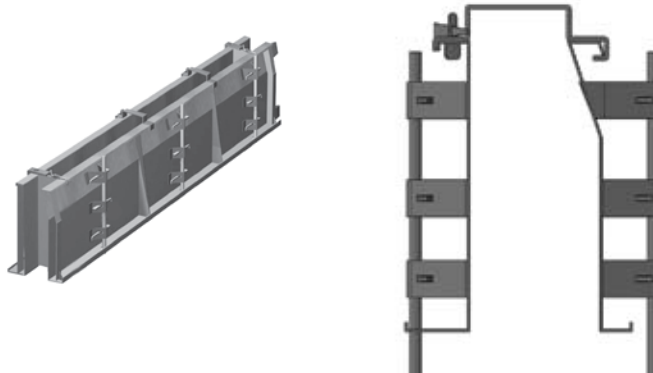
### Options 2 - Using one piece front form

#### Group "G" For Straight Forms

Partial Batter Curb - with 2" Batter - also available with 1" or greater Batter

Part #	Pcs.	Description	List Price Each
216	10	18" x 10' Straight (back) Form-3 Pocket	
235	10	18" x 10' Straight (front) Form-3 Pocket	
303	20	6" Curb - Top Spreaders	
610	60	Small Slotted Bolts	
675	60	Small Bent Wedges	
362	11	6" x 8" x 18" "G" Full Division Plates	
201	60	3/4" x 36" Form Pins	

For 100 LF. Total List \$ of Package  
 Total Weight for 100 LF. = 3191 lbs.




### Option 3 - Using filler forms

#### Group "G" For Straight Forms

Partial Batter Curb - with 2" Batter - also available with 1" or greater Batter

Part #	Pcs.	Description	List Price Each
216	10	18" x 10' Straight (back) Form-3 Pocket	
216	10	18" x 10' Straight (front) Form-3 Pocket	
255B	10	6" x 10' Partial Batter Filler Form	
301	20	8" Curb - Top Spreaders	
610	40	Small Slotted Bolts	
675	40	Small Bent Wedges	
362	11	6" x 8" x 18" "G" Full Division Plates	
201	60	3/4" x 36" Form Pins	

For 100 LF. Total List \$ of Package  
 Total Weight for 100 LF. = 3709 lbs.



Straight Partial Batter  
 Drop On Filler Shown

#### Group "G-R" For Radius Forms

Partial Batter Curb - with 2" Batter - also available with 1" or greater Batter

Part #	Pcs.	Description	List Price Each
507	10	18" x 10' Flexible (back) Form-7 Pocket	
507	10	18" x 10' Flexible (front) Form-7 Pocket	
576	10	6" x 10' Flexible Face Plate	
625	50	Heavy Duty Lock Clamps	
364	10	6" x 8" x 18" "G" Full Division Plates	
365	50	6" x 8" x 18" (9") "G" Half Division Plates	
201	140	3/4" x 36" Form Pins	

For 100 LF. Total List \$ of Package  
 Total Weight for 100 LF. = 3838 lbs.

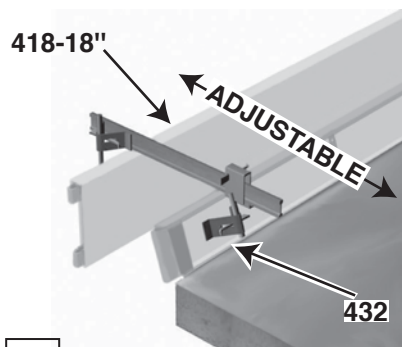


Radius Partial Batter  
 Drop On Filler Shown

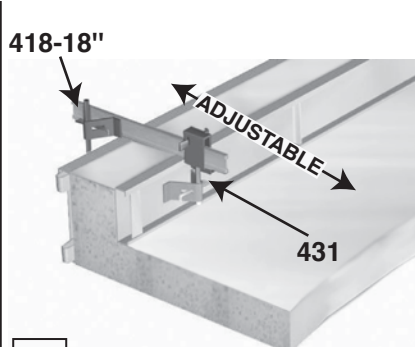


## All Purpose Hangers for Steel and Wood Forms

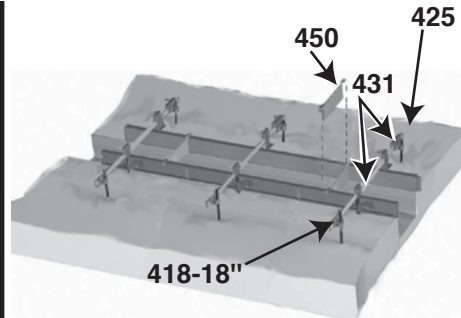
Adjustable Hangers for Wood or Steel Forms, Curbs and Gutters, Trenched Footers and Extenders for Edge Forms



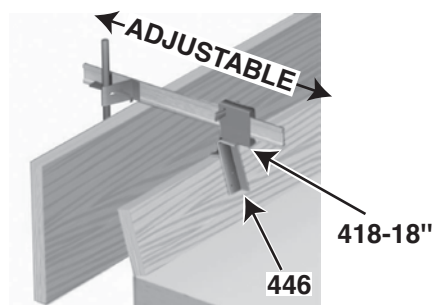
**P** Steel Battered Curb



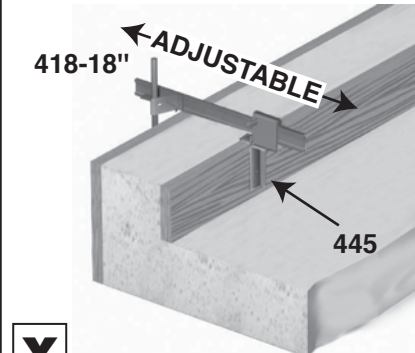
**V** Steel Straight Face Curb



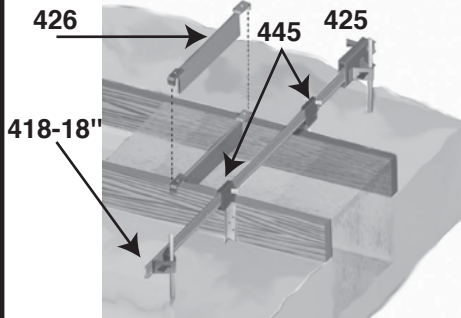
**D** Trenched Footers with Exposed Concrete



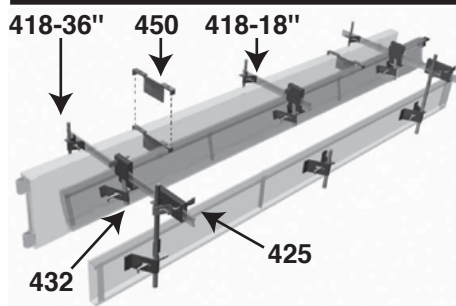
**T** Curb Only



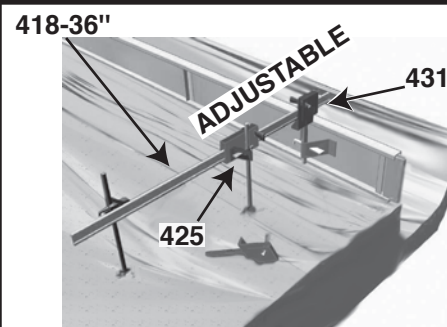
**X** Stub Walls



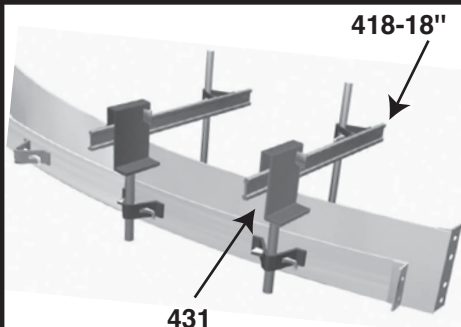
**N** Trenched Footers with Exposed Concrete



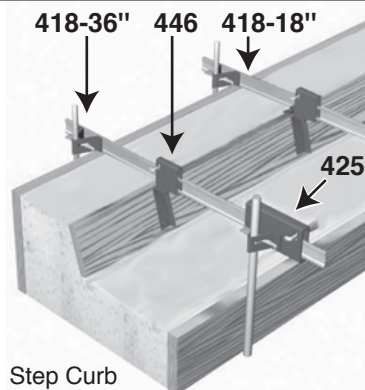
**C** Step Curb and Gutter



**L** Extenders or Kickers



**W** Radius Straight Face Curb



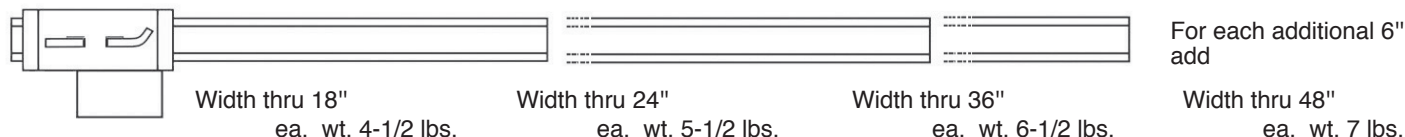
**M** Step Curb

The combination of the Slide Bars and Slide Pockets with the Form Hangers provides fast, accurate form placement and rapid horizontal and vertical adjustment.

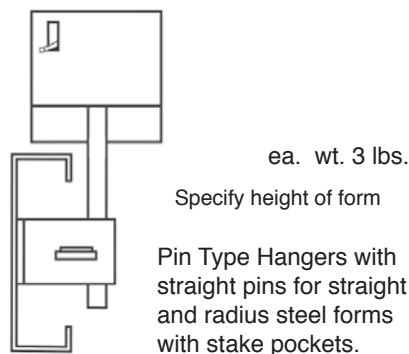
See page 15 for details and prices.

## Adjustable Hangers for Steel and Wood Forms, Curbs and Gutters, Trenched Footers and Extenders for Edge Forms

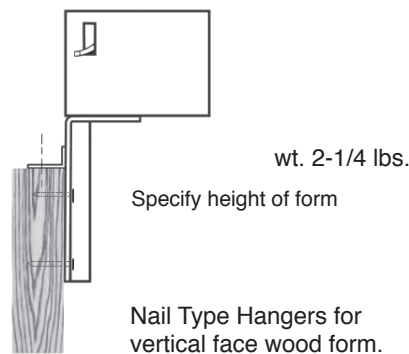
**418 SLIDE BARS** with welded stake pockets - standard lengths: 18", 24", 36", 48", also available in any length required.



### 431 FOR STEEL FORMS

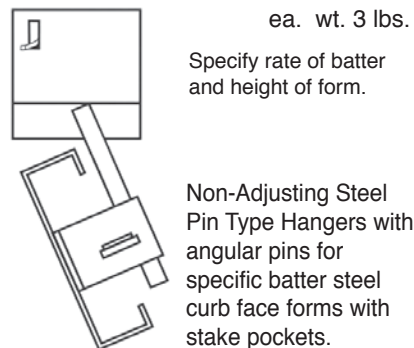


### 445 FOR WOOD FORMS

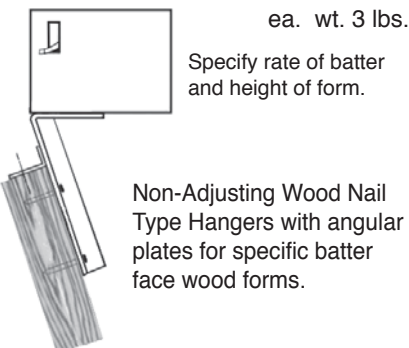


**FORM SETTING TEMPLATES**  
For widths up to 8"

### 432



### 446



**450** For straight steel forms  
ea. wt. 3 lbs.

**430** For radius steel forms  
ea. wt. 3 lbs.

**426** For wood forms  
ea. wt. 3 lbs.

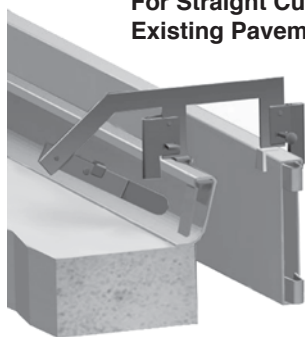
For each additional 6" add  
Available in any depth or width required

### 402 RIGID HANGERS FOR STEEL FORMS

Short Hangers - with Claw Locks  
ea. wt. 7 lbs.

When ordering specify type and height of Curb Face Form.

**For Straight Curb with Existing Pavement**



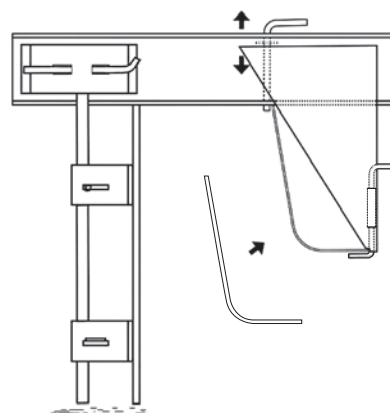

### 409 SHORT HANGERS

For use with Flexible Batter Curb Forms With Channel Hangers.

Short Hangers ea. wt. 6-1/2 lbs.

When ordering specify type and height of Curb Face Form.

**For Radius Curb and Existing Pavement**



Rotating Clips lock  
Curb Face Forms to Hangers.



Manufactured by:

**CONCRETE ACCESSORIES II**  
**Division of Tesko Enterprises**

7350 W. Montrose Ave. Norridge, IL 60706  
708/452/0250 800/245/1333 Fax 708/452/7220  
www.deeconcrete.com

Product Book 2016

page 16 of 28

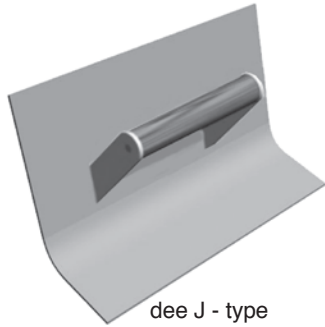
---

## Curb Tools

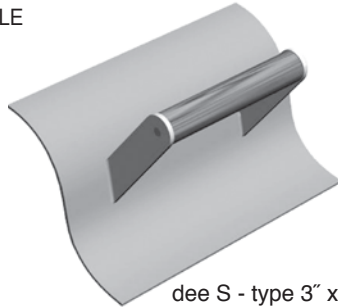
---

- NON FLEXING
- 12 GAUGE MATERIAL
- LONG LASTING STEEL CONSTRUCTION
- WE MATCH YOUR EXACT PROFILE

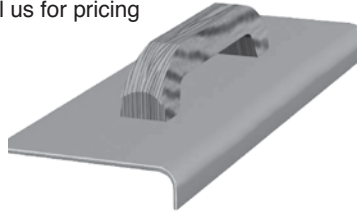
Due to the vast choices  
please call us for pricing




dee J - type  
face tool for bottom radius



dee S - type 3" x 3" radius




dee nose tool for  
top edge radius



dee special step curb tool

### dee Paver's straight edge



Shown: 1" x 2"  
weight per foot 3.7 lbs.  
other sizes available

- Made out of steel
- Sharp edges
- Heavier than Aluminum or Magnesium

---

## Stake Tray



Painted safety orange

For round stakes and pins and flat stakes.  
Will hold 12" up to 24" long

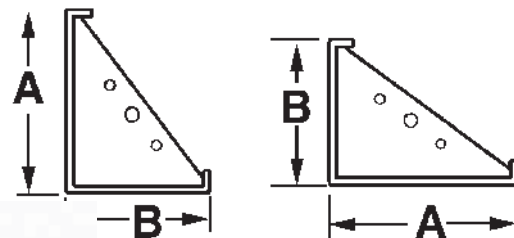
- 14ga American steel.
- Rubber bumpers on bottom to keep from sliding in truckbeds.
- weight 8.5 lbs.

## Tilt Up Super Flat

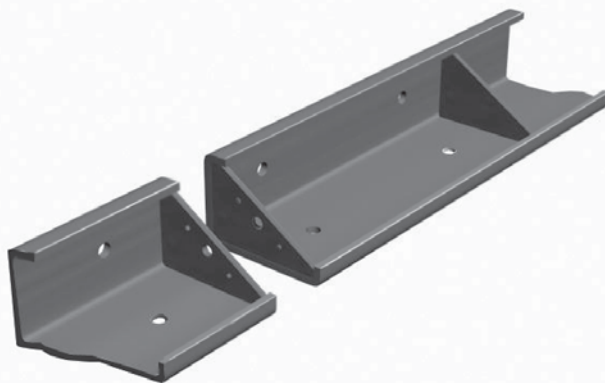
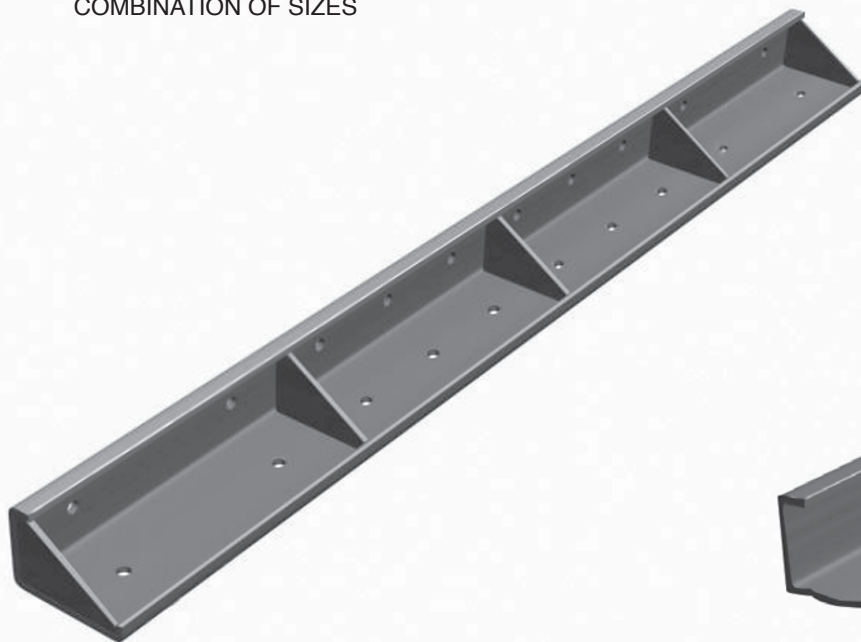
### 222 TILT UP FORMS REVERSIBLE

PRICES ON REQUEST

AVAILABLE IN ANY  
COMBINATION OF SIZES




AVAILABLE WITH PLAIN ENDS  
OR CONNECTOR BOLT ENDS



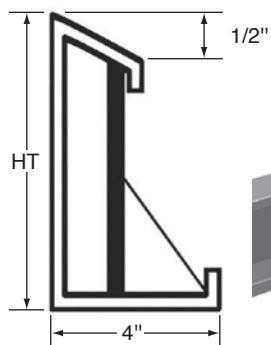
### 244 SUPER FLAT FORMS

PRICES ON REQUEST

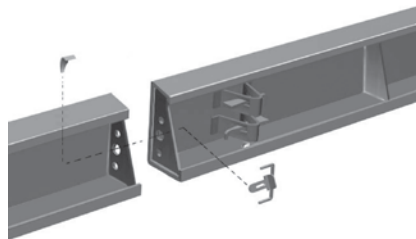
AVAILABLE WITH STANDARD NOSE OR CONNECTOR BOLT ENDS



STANDARD NOSE

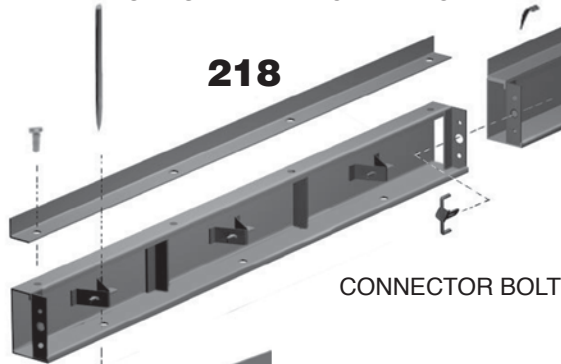


CONNECTOR BOLT ENDS



SUPER FLAT FORMS WITH ATTACHED ANGLE

**218**



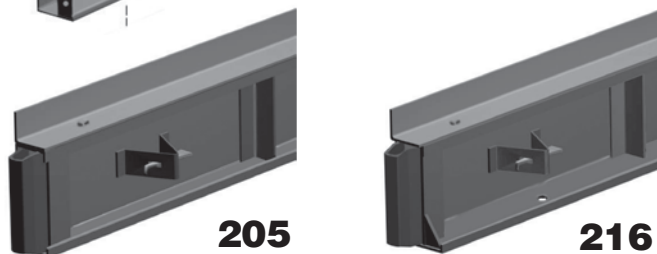
CONNECTOR BOLT ENDS

**205**

2" Base

**216**

4" Base



STANDARD NOSE



## Sidewalk and Rehab Forms

### Sidewalk Straight Forms

Part #	Pcs.	Description	List Price Each
205	20	4" x 10' Straight Form - 3 Pocket	
*322	5	4" x 4' Sidewalk Division Plate	
201	60	3/4" x 12" Form Pins	

For 100 LF. Total List \$ of Package  
Total Weight for 100 LF. = 916 lbs.

\* Suggested quantity-if you require more please advise.

### Sidewalk Division Plate

**322 for Straight**

**320 for Radius**

When ordering, specify thickness and width of sidewalk.



### Group "E-R" For Radius Forms

Part #	Pcs.	Description	List Price Each
507	20	4" x 10' Radius Form - 7 Pocket	
320	10	4" x 4' Sidewalk Division Plate	
625	20	Heavy Duty Lock Clamps	
201	140	3/4" x 12" Form Pins	

For 100 LF. Total List \$ of Package  
Total Weight for 100 LF. = 835 lbs.

Available in any Length	Each	Weight	For each Addit. 12" Add
4" high x 4' long or less		9 lbs.	2 lbs.
5" high x 4' long or less		11 lbs.	2-1/2 lbs.
6" high x 4' long or less		13 lbs.	3 lbs.

## Use Our Sidewalk Repairman Forms & Accessories

### 255-R Sidewalk Repairman Forms



#### 10 foot long sections

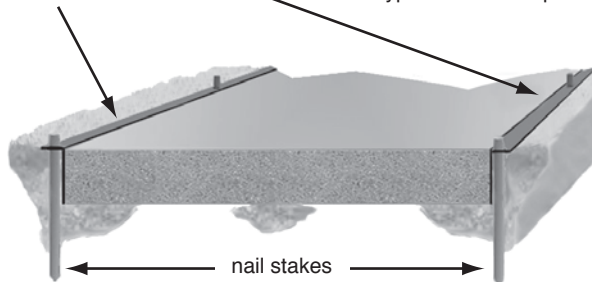
Size	Price Ea.	Wt. Ea.
4" x 10'		26 lbs.
5" x 10'		30 lbs.
6" x 10'		34 lbs.

#### 5 foot long sections

Size	Price Ea.	Wt. Ea.
4" x 5'		13 lbs.
5" x 5'		15 lbs.
6" x 5'		17 lbs.

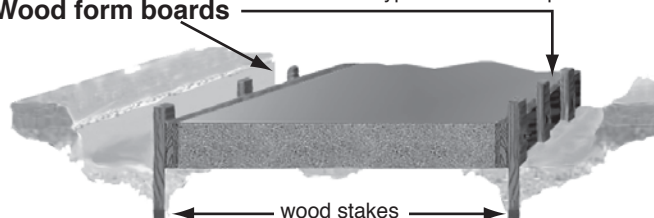
### 255 Rehab Forms

Typical steel set up



### Wood form boards

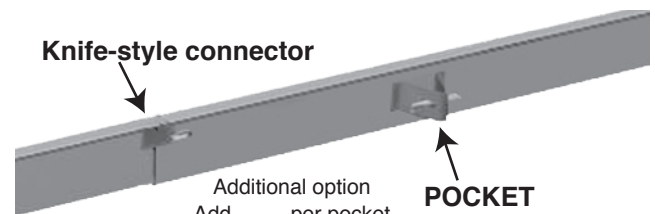
Typical wood set up



Additional option  
Knife-style connector and retainer clip



Knife-style connector



Additional option  
Add per pocket

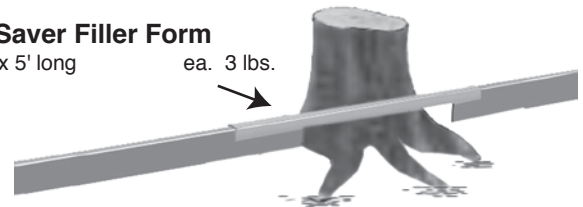
**POCKET**

2 pockets per 10 foot section.  
Dig out only 2 small areas.

### 249 Root Saver Filler Form

2" high x 5' long

ea. 3 lbs.



#### The City Specialties Product Line includes:

- Sidewalk Repairman - Steel flatwork sidewalk forms developed specifically for the replacement of damaged or old existing concrete city sidewalks. These forms can be installed quickly and easily, reducing labor expenses and preserving adjacent sod saving restoration costs.
- Filler Form - A metal filler form that allows spaces up to 5 feet between forms to be bridged quickly and easily by slipping the filler form over the top rails of the forms to be connected, saving the labor required to cut and then "scab in" a piece of wood to bridge the gap between the forms.
- Root Saver - A custom adjustable metal filler form that allows work crews to easily place level concrete over areas where exposed roots intersect the sidewalk, reducing labor costs by not having to cut out roots or form around roots, and potentially saving the tree or tree replacement costs.



## Steel Form Replacement Parts

### Replacement parts for STRAIGHT FORMS

#### 901

Single pocket and wedge set



1.7 lbs.

#### 907

single pocket only



1.2 lbs.

#### 908

Large wedge for stake pockets




.67 lbs.

#### 910

Standard replacement nose

Nose height	For form height	Price	Weight
3"	7" and 8" 2 required		.50 lbs
3.5"	4"		.84 lbs
	9" thru 24" 2 required		
4.5"	5"		1.18 lbs
5.5"	6"		1.50 lbs



### Replacement parts for RADIUS FORMS

#### 904

Single pocket and wedge set



1.7 lbs.

#### 905

Double pocket and wedge set



3 lbs.

#### 923

End angles

Angle length	For form height	Price
4"	4" and 5"	
6"	6" thru 11" 16" thru 23"-2 required	
12"	12" thru 15" 24"-2 required	

#### 948

Rivet for pocket or end angles



## Accessories For Use With Wood Forms

**175**


SLIP-ON  
SIDEWALK  
DIVISION  
PLATES



### SIDEWALK DIVISION PLATES

Available in any Width	Each	Weight	For each Addit. 12" Add
4" high x 4' long or less		9 lbs.	2 lbs.
5" high x 4' long or less		11 lbs.	2-1/2 lbs.
6" high x 4' long or less		13 lbs.	3 lbs.

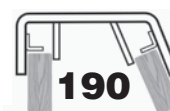
For use with 2X dressed lumber.  
When ordering, specify thickness and width of sidewalk.



**187**

- No. 187 Top spreader for use with steel curb face form with division plates
- No. 188 Top spreader for use with steel curb face form without division plates
- No. 189 Top spreader straight face for wood forms
- No. 190 Top spreader battered face for wood forms

1.6 lbs.



**190**

2.5 lbs.

2.5 lbs.

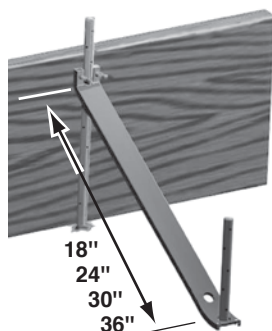
2.5 lbs.



**188**

### TOP SPREADERS

**161** STANDARD

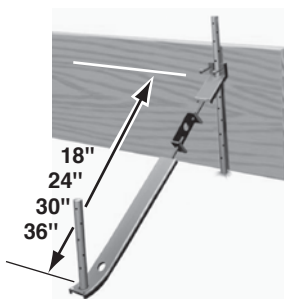


Length	Price Ea.	Std. Pkg.	Pkg. Wt.
18"		10	25 lbs.
24"		10	32 lbs.
30"		10	40 lbs.
36"		10	48 lbs.

### FORM BRACES

Length	Price Ea.	Std. Pkg.	Pkg. Wt.
18"		10	32 lbs.
24"		10	40 lbs.
30"		10	48 lbs.
36"		10	55 lbs.

**165** ADJUSTABLE



**264 filler type for  
USE with WOOD**

with 12" x 12" legs.

**EASY CURVE FORMS**

OUTSIDE



6" radius

**153** FORM  
SPREADERS



For concrete thickness from 6" to 24"  
Packaged 20, Weight 40 lbs.  
Additional 12" add and 1 lb.  
For use with 7/8" stakes add

For use with 3/4" or 7/8" stakes, specify stake size when ordering.

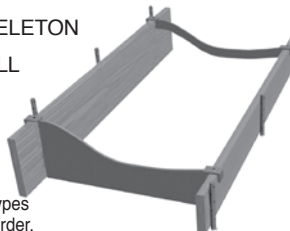
### SLIP-ON DIVISION PLATE

**181** SKELETON

**180** FULL

see page 6  
for prices

Special sizes & types  
can be made to order.

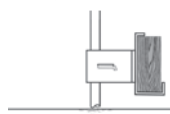
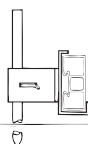
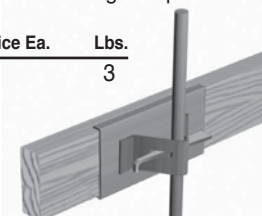


**FIXED WOOD OR PLASTIC  
HOLDER**

**163** 3-1/2" high for wood or plastic forms

**164** 4" high for plastic forms

Price Ea. Lbs.  
3



Form Pin not included.

**177** STAKE POCKETS  
FOR WOOD



screws not  
included

Price Ea. Lbs.  
2-1/4

**266 filler type for  
USE with WOOD**

with 12" x 12" legs.

**EASY CURVE FORMS**

INSIDE



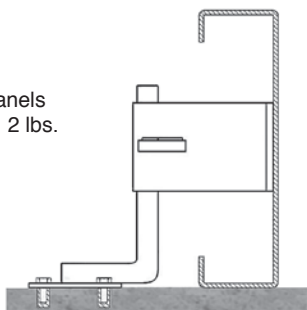
6" radius

## Extension-Bracing-Screeding

### HOLD DOWN BRACKET

**454**

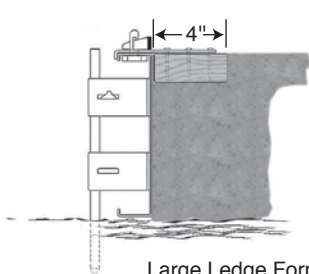
for tilt up panels  
2 lbs.



### LEDGE FORM HOLDERS Lock to Rails with Slotted Bolts and Wedges

**472**

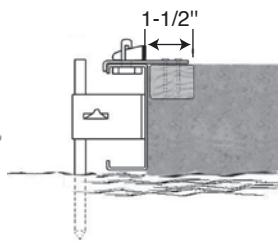
large holder



Large Ledge Form Holders for 2" x 4"  
Small Ledge Form Holders for 2" x 2"

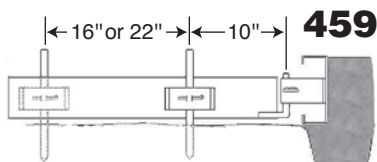
**473**

small holder



2 lbs.  
1 lb.

### EXTENSION POCKETS - Swivel Type - 3/4" End Hooks When ordering specify form height being used.



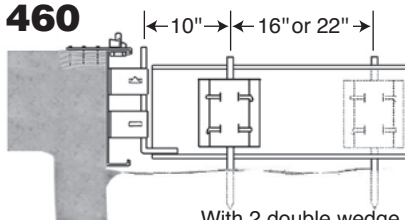
**459**

16" Ext.	22"
8 lbs.	9 lbs.

With 2 single wedge pockets for 4" to 8" forms.

Just slide the hooks into the pockets of any standard form.

**460**



16" Ext.	22"
15 lbs.	18 lbs.

With 2 double wedge pockets for 9" to 12" forms.

**464**

STANDARD



Length	Price ea.	Std. pkg.	Pkg. wt.
18"		10	25 lbs.
24"		10	32 lbs.
30"		10	40 lbs.
36"		10	48 lbs.

### HOOK BRACES

Length	Price ea.	Std. pkg.	Pkg. wt.
18"		10	32 lbs.
24"		10	40 lbs.
30"		10	48 lbs.
36"		10	55 lbs.

**499** STAKE BRACE

For all types of forms

Length	Price ea.	Std. pkg.	Pkg. wt.
18"		10	25 lbs.
24"		10	32 lbs.
30"		10	40 lbs.
36"		10	48 lbs.



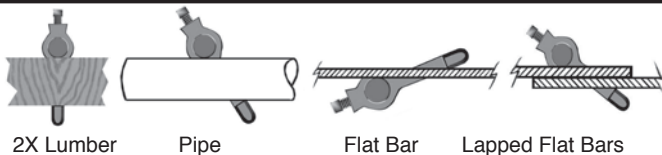
**466**  
ADJUSTABLE



DUAL TYPE

for flexible

for straight



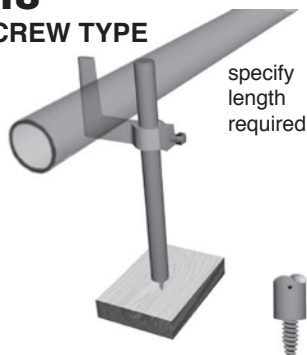
### ADJUSTABLE SCREED BAR HOLDER

**107** for use with 3/4" or 7/8" DIA posts

Wt. 5/8 lbs.

**118**

SCREW TYPE



specify  
length  
required

### 3/4" SCREED POSTS WITH SCREW TYPE POINTS

For use with wood forms

	Price. ea.	Wt. lbs.
6" to 12" long		1.5
13" to 24" long		2.5
25" to 36" long		4.0

### SCREED POSTS

For use with screed pads

	Price. ea.	Wt. lbs.
Specify Length 6" - 12"		1.5
Required 13" - 24"		2.5

SCREED PAD

Wt. 1/4 lbs.

**110**



**122**

PAD TYPE





Manufactured by:

**CONCRETE ACCESSORIES II**  
**Division of Tesko Enterprises**

7350 W. Montrose Ave. Norridge, IL 60706  
708/452/0250 800/245/1333 Fax 708/452/7220  
www.deeconcrete.com

Product Book 2016

page 22 of 28

## **Econoline Paving**

### AVAILABLE

Standard

3/16" - dee part #226E

1/4" - dee part #227E

Reversible:

3/16" - dee part #210E

1/4" - dee part #211E

### CONTRACTOR BENEFITS

- 1) Affordability
- 2) Short lead times
- 3) Uses 3/4 or 7/8 stakes•

•1" dia stakes will not fit

PRICES ON REQUEST

We can manufacture  
up to 18" x 24"

AVAILABLE IN ANY  
COMBINATION OF SIZES

Shown is dee reversible form

- 1) Full height sliding nose
- 2) Full height gussets

### OPTIONAL FEATURES

Holes for Keyway  
Holes for Dowels

### PRIMARY APPLICATIONS

INTERSECTIONS

RAMPS

AIRPORT RUNWAYS

ROADWAYS

TAPER POURS



Manufactured by:

## CONCRETE ACCESSORIES II Division of Tesko Enterprises

7350 W. Montrose Ave. Norridge, IL 60706  
708/452/0250 800/245/1333 Fax 708/452/7220  
www.deeconcrete.com

Product Book 2016

page 23 of 28

# Accessories for Paving Forms

## Grade 60 ASTM A615

### dee® Dowel Bars

Saw cut to any lengths

#### 615

1/2" dia.

Length	Price Ea.	WT ea. lbs.
12"		.67
16"		.89
18"		1.00
20"		1.11
24"		1.33
30"		1.67
36"		2.00
42"		2.34
48"		2.67

#### 617

3/4" dia.

Length	Price Ea.	WT ea. lbs.
12"		1.52
16"		2.00
18"		2.08
20"		2.53
24"		3.00
30"		3.75
36"		4.50
42"		5.30
48"		6.00

#### 619

1" dia.

Length	Price Ea.	WT ea. lbs.
12"		2.67
16"		3.56
18"		4.00
20"		4.45
24"		5.34
30"		6.67
36"		8.01
42"		9.35
48"		10.68

Available in different lengths. Longer lengths available.  
Prices on request.



### dee® COLD ROLLED SOLID STEEL FORM PINS

Without holes -- For use with Steel Forms only.

Fits our Econoline Paving Forms

#### 201

3/4" dia.

Length	Price Ea.	Std. Pcs.	Pkg. Wt. Lbs.
12"		25	38
18"		25	52
24"		25	75
30"		20	75
36"		10	45
42"		10	53
48"		10	60

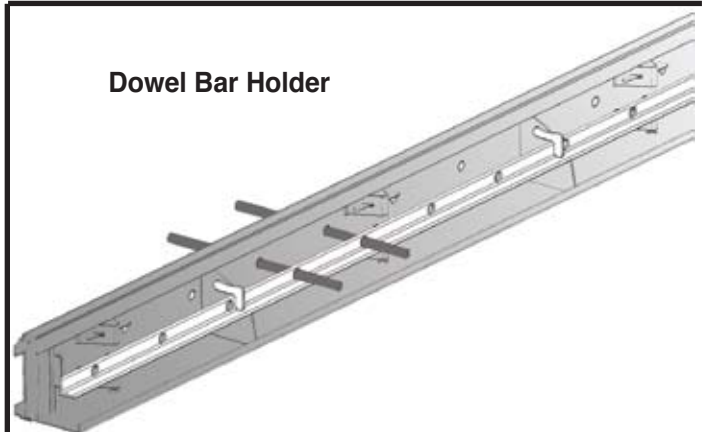
#### 202

7/8" dia.

12"	10	20
18"	10	30
24"	10	40
30"	10	50
36"	10	60
42"	10	70
48"	10	80

Available in different lengths. Prices on request.

### Dowel Bar Holder



## Specifications for Cold Rolled Steel Median Barrier Securing Pins

Median Barrier Securing Pins shall be made exclusively from American cold rolled steel. Grades typically purchased will range from 1018 to 1215. Pin cold roll material shall be of a quality and density that will withstand ongoing use and reuse. Manufacturer is responsible for material selection and quality, if not specified or supplied by customer.



### 1" Barrier Pins with Welded Washer

Available options include:

- any lengths available
- 7/8" or 1" diameter
- Angle cut tip
- Lathe cut tip
- Hole placement as specified
- Securing washer with a 1" or 7/8" ID welded in place

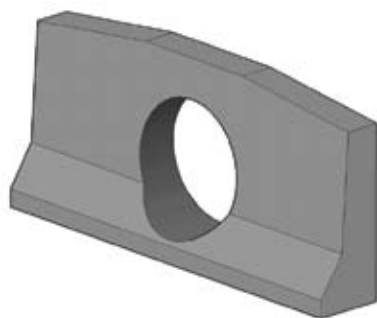
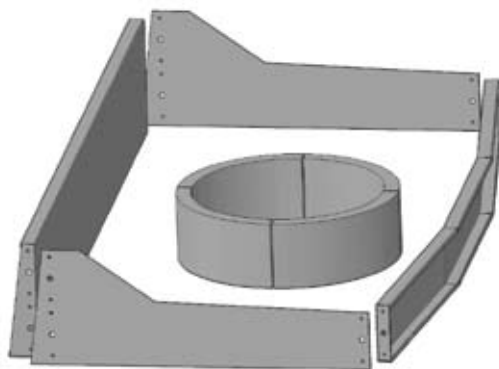
TERMS: 1% for cash in 15 days. Net 30 days, when credit is established. Otherwise check with order. No C.O.D. shipments. All prices are F.O.B. factory. No goods can be returned without authorization. ALL returns subject to 15% restocking charge. We reserve the right to change prices and design without notice.



---

## Headwall Forms

---



Headwall Form sets for any size configuration.

Adjustable or fixed height.

Available with multiple inserts to accommodate specified pipe sizes.

Headwalls can be poured onsite or in your equipment yard.

Special designs available.

Lifting elements available.

---

## Drain and Sewer Covers

---

Drain/Sewer covers for non-DOT applications

### Applications

Floor drains/sewer covers:

- Residential
- Commercial
- Industrial
- Swimming pools
- Process tanks
- Spa's
- Process equipment

Laser cut to any diameter.

Mounting holes available

Laser etched identifiers:

Part #'s  
Job/Facility name  
Company name



\* Available in stainless steel and other alloys

## Agriculture

### Bill of Materials Typical Sizes

### GRAIN BINS

(Forms available for any size bin)

#### 20 FOOT DIAMETER

Part #	Pcs.	Description	List Price ea.
507	6	24" x 10' Flexible Form	
525	1	24" x 5' Flexible Form	
625	14	Heavy Duty Lock Clamps	
499	25	36" Stake Brace	
201	50	3/4" x 48" Form Pins	
132	1	Stake Puller	
Total List \$ of Package			
Total Weight = 1296 lbs.			

#### 30 FOOT DIAMETER

Part #	Pcs.	Description	List Price ea.
507	9	24" x 10' Flexible Form	
525	1	24" x 5' Flexible Form	
625	20	Heavy Duty Lock Clamps	
499	35	36" Stake Brace	
201	70	3/4" x 48" Form Pins	
132	1	Stake Puller	
Total List \$ of Package			
Total Weight = 1864 lbs.			

### METAL BUILDING SLAB FORMS

Any slab height up to 24". Custom form sets built to plan.

Standard forms are 10 foot long.  
 Filler and corner forms used to adjust dimensions.  
 and provide perfect square corners.

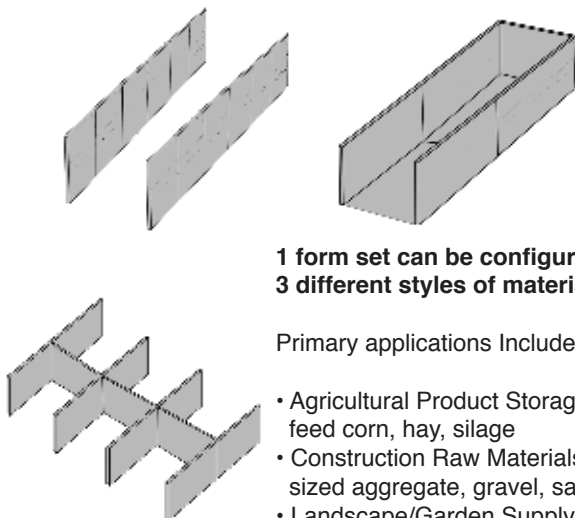
Primary applications Include:

- Storage Buildings
- Work Shops
- Livestock Barns
- Equipment Sheds
- Water/Ag Chemical Tanks

#### 40 FOOT DIAMETER

Part #	Pcs.	Description	List Price ea.
507	12	24" x 10' Flexible Form	
525	1	24" x 5' Flexible Form	
625	26	Heavy Duty Lock Clamps	
499	45	36" Stake Brace	
201	90	3/4" x 48" Form Pins	
132	1	Stake Puller	
Total List \$ of Package			
Total Weight = 2431 lbs.			

### STORAGE BINS



**1 form set can be configured to produce  
3 different styles of material bins.**

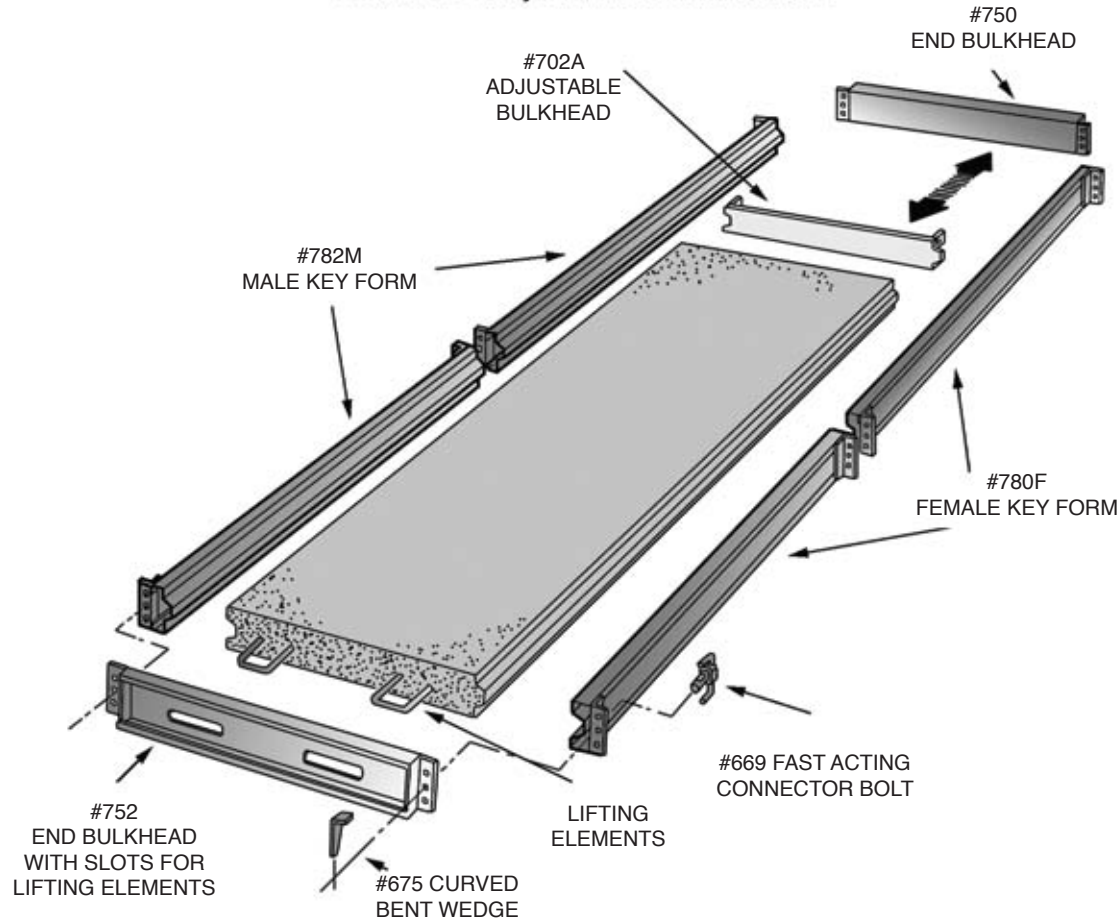
Primary applications Include:

- Agricultural Product Storage - feed corn, hay, silage
- Construction Raw Materials Storage - sized aggregate, gravel, sand, dirt, rock fill
- Landscape/Garden Supply - mulch, compost, manure, dirt, wood chips

Part #	Pcs.	Description	List Price Each
205	12	6" x 10' Straight Form-3 Pocket	
255	16	6" x 5' Filler Form	
782M	2	Male Keyway Form	
780F	2	Female Keyway Form	
610	6	Small Slotted Bolts	
675	6	Small Bent Wedges	
752	1	6" x 5' Bulkhead Form w/Lifting Elements	
750	1	6" x 5' Bulkhead Form	
787	4	Tope Yoke Assembly	
201	50	3/4" x 12" Form Pins	
132	1	Stake Puller	
Total List \$ of Package			
Total Weight = 1266 lbs.			

## Specialty Marine Forming

### Series 700 Adjustable Seawall Forms

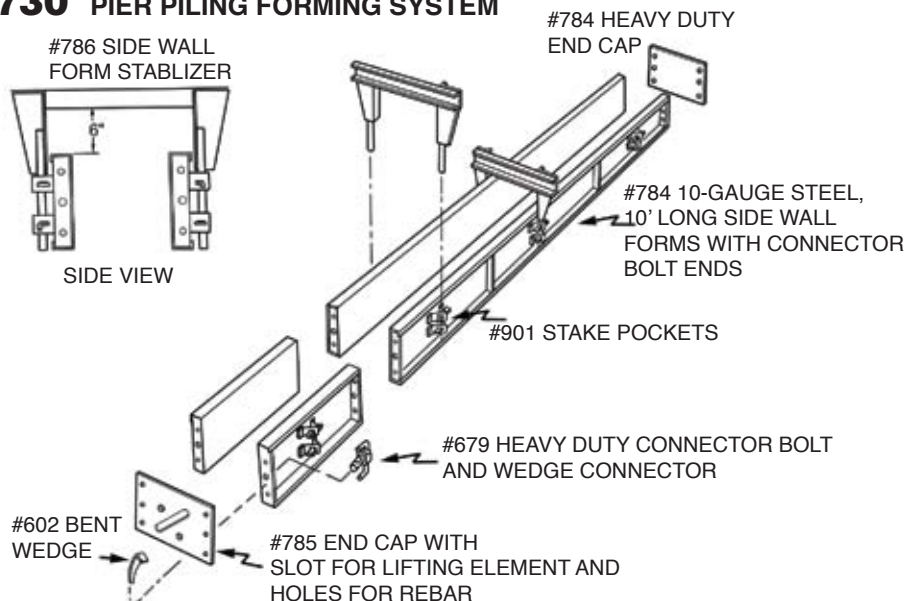


### 718 PLATFORM JACK



Used in all forms of Marine Applications  
 Seawall Cap Forming  
 Pier Forming Systems  
 Dock Forming & many more.

### 730 PIER PILING FORMING SYSTEM





Manufactured by:

**CONCRETE ACCESSORIES II**  
**Division of Tesko Enterprises**

7350 W. Montrose Ave. Norridge, IL 60706  
708/452/0250 800/245/1333 Fax 708/452/7220  
www.deeconcrete.com

Product Book 2016

page 27 of 28

### **SPECIFICATIONS FOR STRAIGHT CURB AND GUTTER PROFILE FORMING**

The steel forms and accessories shall be a commercial product of latest design in sections 10 feet long. Forms shall be of a gauge of material of sufficient strength and rigidity to withstand the pressure of the concrete. Form faces and Rail Edges shall be free of slots, warps or bends. Form Rails shall provide a smooth form surface for final finishing, and shall have bolt holes to provide for bolting and attachment of various accessories.

The Top and Bottom Rails shall be flanged to provide maximum strength; shall be a minimum of 2" wide and shall provide a smooth surface for finishing, edging, nesting and stacking; all Forms shall have angles welded between the pockets to insure additional reinforcement for the top rail and holes to provide for attachment of form braces; all Stake Pockets, Angles and Noses shall be securely welded in place to insure maximum strength. Stake pockets shall provide full bearing surfaces so that the Wedges will securely lock the forms to the form pins for the full height of the pocket to securely hold the forms to line regardless of sub-grade conditions. The connecting mechanism for joining successive sections shall have self-aligning noses with box ends, both reinforced with ¼" angles to provide a tight joint without locking, latching or fitting.

Forms up to 7-1/2" high shall be made of minimum 12 gauge steel and shall be furnished with 2 or 3 single stake pockets, forms 8" through 16" high shall be made of minimum 10 ga. steel, shall have 3 double stake pockets, forms 17" and higher shall have 3 triple stake pockets, and shall have 4" flanged bottom rails.

Curb Face Forms, made of minimum 12 gauge Steel, shall be smooth, free of holes or slots, and shall be fabricated to meet the exact profile required. They shall be supported by Division Plates locked securely in place with Top Spreaders or Holders.

Division Plates shall be made of minimum 10 gauge steel to conform to the desired curb and gutter profile, shall have clips at the front and back to permit the division plate to be placed anywhere along the form rails to provide a most desirable placement for forming, they shall be provided with clips or holders to securely lock the Curb Face Form in place, and to insure fast easy removal after the concrete is placed.

---

### **SPECIFICATIONS FOR RADIUS CURB AND GUTTER FORMS**

The steel forms and accessories shall be a commercial product of latest design in sections 10 feet long. Back and Front Radius Forms to be made of high strength special analysis hard rolled spring steel, free of notches, slots or warps and to provide flexibility required to properly form the required radius to a minimum radius of 18". Forms to flatten out completely when released from the pins.

All back and front forms shall have riveted to them 7 sets of stake pockets and wedges to insure exact radius, prevent bowing between pockets and to accurately position and firmly support the form on the stakes in a true vertical position regardless of sub-grade conditions.

Forms 4" through 7" high shall have 7 single wedge stake pockets; forms 8" through 16" shall have 7 double wedge stake pockets; forms 17" through 24" shall have 2 lines of 7 double wedge stake pockets, in order to insure truly vertical staking.

Forms shall be provided with end clips to receive lock clamps to keep forms properly aligned at form joints. Lock Clamp with a pin and clip shall be used to securely lock individual sections together.

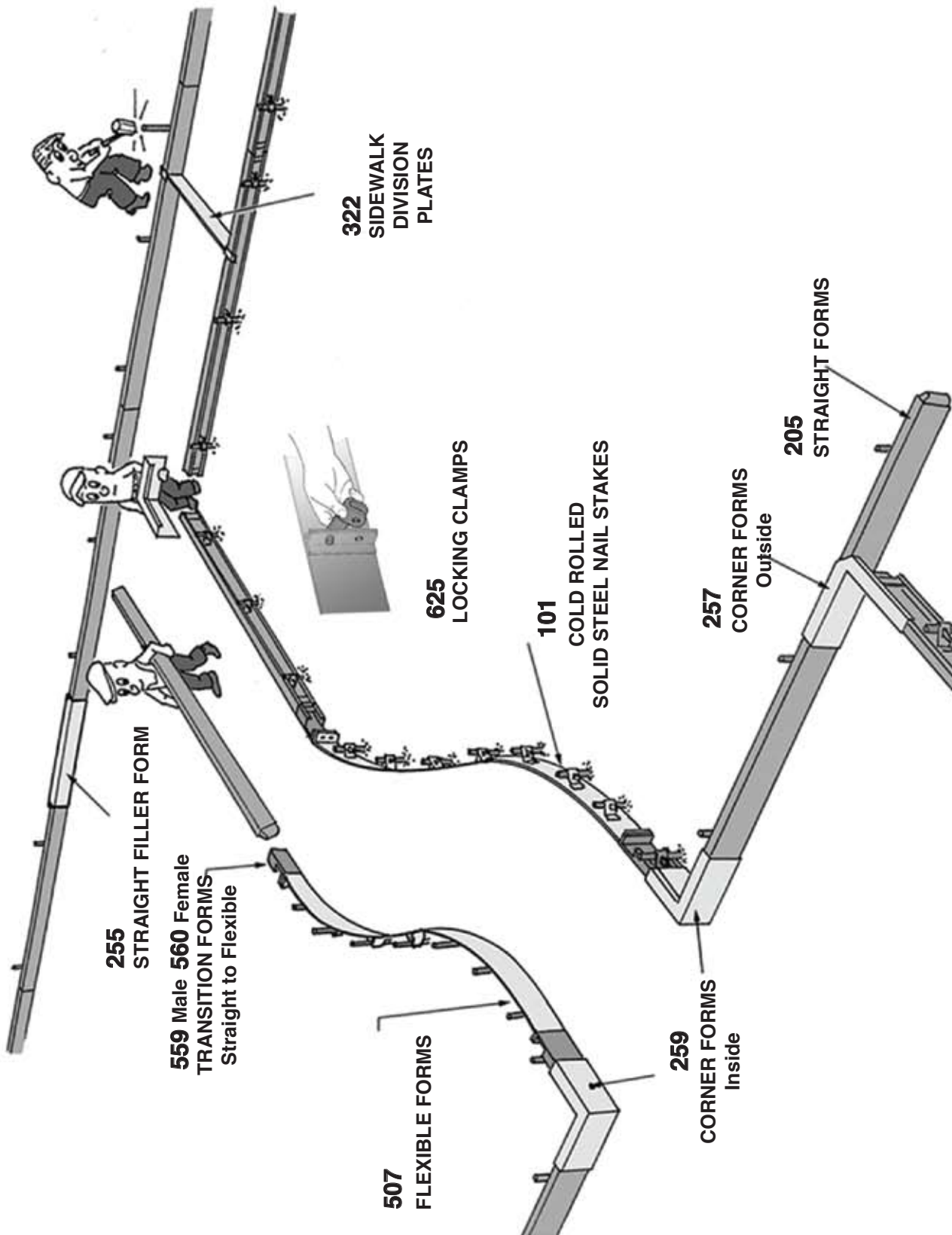
Flexible Curb Face Forms shall be made to provide a batter or a batter and radius on a radius to conform to the exact profile of the curb and gutter. Curb Face Forms shall consist of one foot segments that rotate on a center rivet to handle inward and outward radius forming with ¼" free floating rods at the top and bottom to reinforce the forms and to insure true curvatures. They shall provide sufficient flexibility to properly form the required batter and radius to a minimum of 4'-6".

Division Plates shall be made of minimum 10 gauge steel to conform to the desired curb and gutter profile, they shall have clips that drop on to the front and back forms to permit placement anywhere along the form edges to provide the most desirable placement; they shall be provided with clips and a fast acting slide latch to securely hold the curb face form in place. One full division plate and five skeleton division plates shall be used in each ten foot section of forming to insure truly accurate forming of the profile of a batter and radius on a radius.

### **STAKES**

Each cold rolled stake shall be not less than 3/4", 7/8" and 1" diameter in a length sufficient to support the form at the specified height and shall be the manufacturer's standard.

## Flatwork Set-Up using Accessories



**dee**<sup>®</sup>

Manufactured by:

**CONCRETE ACCESSORIES II**  
**Division of Tesko Enterprises**

7350 W. Montrose Ave. Norridge, IL 60706  
 708/452/0250 800/245/1333 Fax 708/452/7220  
[www.deeconcrete.com](http://www.deeconcrete.com)